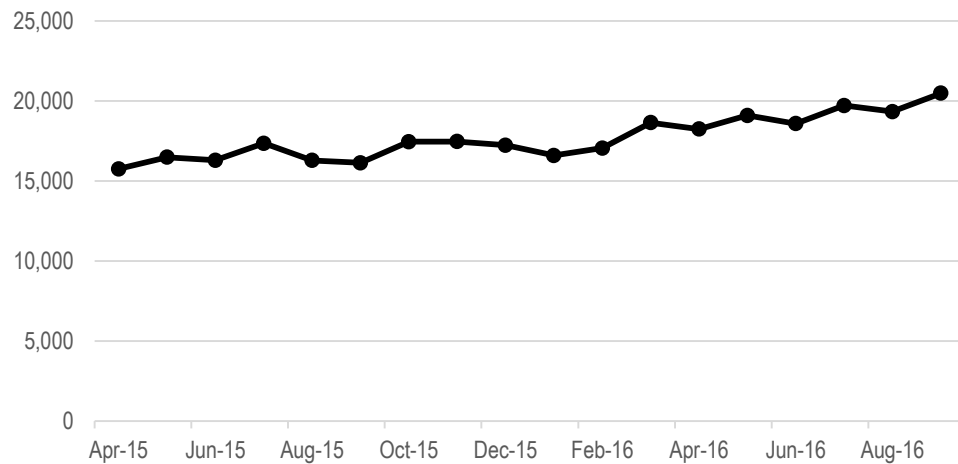
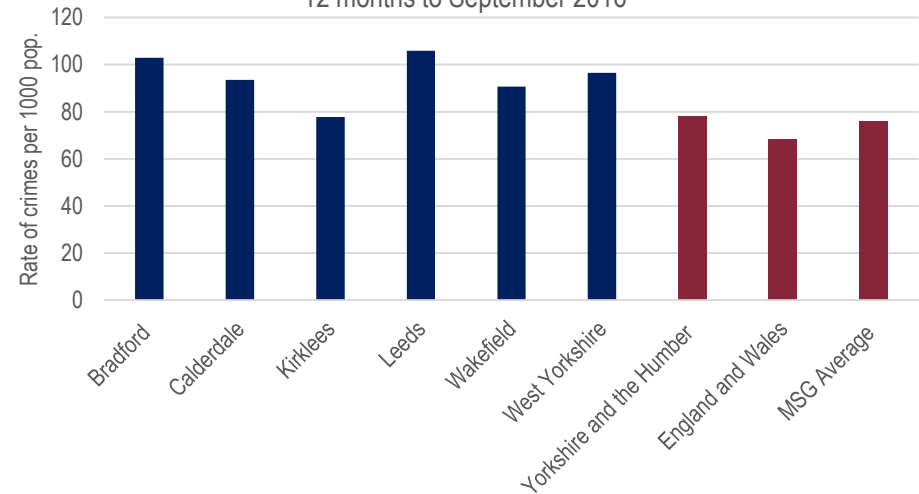


OBJECTIVE: MAKE COMMUNITIES SAFER AND FEEL SAFER BY TACKLING ALL FORMS OF CRIME

Volume of total crime
April 2015 - September 2016



Total crime rates per 1000 population
12 months to September 2016



Recorded Crime	West Yorks.	Bradford	Calderdale	Kirklees	Leeds	Wakefield
12 mths to Sep 15	8%	5%	5%	12%	9%	10%
12 mths to Sep 16	22%	22%	28%	17%	20%	27%
Volume (to Sep 2016)	220,249	54,675	19,499	33,791	82,001	30,283

COMMENTARY

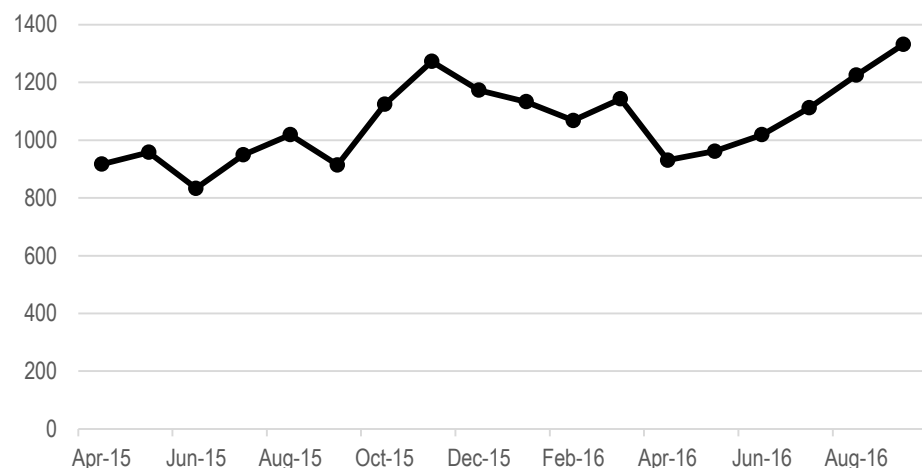
- There were 220,249 crimes recorded in West Yorkshire in the 12 months to September 2016, which is an increase of 22% on the same period last year. As we know, much of this increase is due to improvements in recording practices stemming from the HMIC Crime Data Integrity inspections in 2014.
- West Yorkshire Police carry out forensic analysis of their crime stats each quarter to ensure that we can understand the impact of these changes on recorded crime levels and that we are not missing real rises in crime. The latest analysis shows that “real” crime has risen by around 4% in the same period. This is consolidated by the fact that when this quarter’s recorded crime levels (Jun-Sep 16) are compared to last quarter’s (Apr-Jun 16) the rise is only 7% suggesting that the impact of CDI is balancing out.
- West Yorkshire Police received 1,427,501 calls for service in 2015/16 in the first half of this year, there have been 781,407 calls for service, which represents a 6% increase on the same period last year, with sizeable increases in 999 and 101 calls

ACTION / RESPONSE

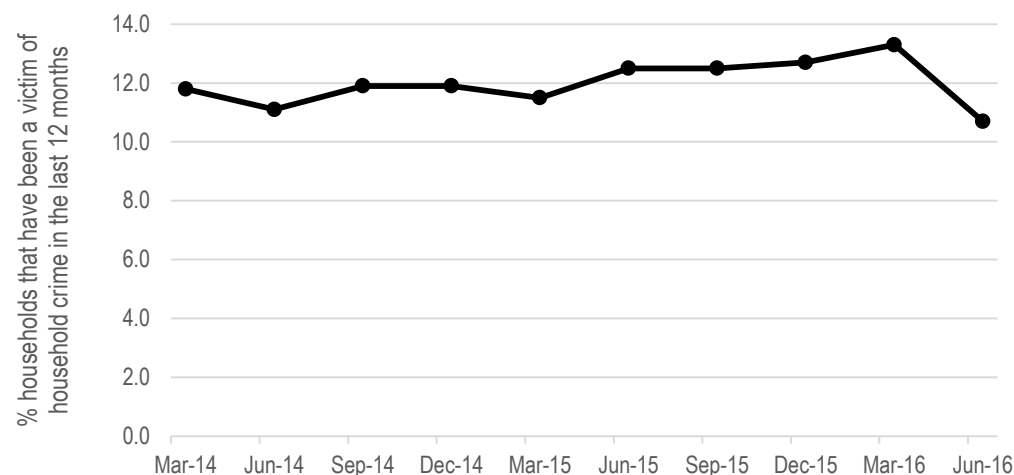
- Given the continued increases in recorded crime levels I have asked the Chief Constable for reassurance that we are nearing the end of the CDI changes. She stated that she was confident that we would reach the “new normal” with regards to certain crime types such as offences against the person and serious acquisitive crime (burglary, vehicle theft, shoplifting etc.) very soon as these areas received attention early on and have had time to embed. However she is less confident in how long it will take to reach the same standards on other crime categories such as cyber enabled crime, which can be much more complex.
- The Chief did state that West Yorkshire Police are consistently reaching high levels of compliance in their monthly audits for total crime, and stressed that the vast majority of “failures” were not due to an officer failing to record a crime at all, but recording a different crime or just outside of the time limit. Whilst this is still not what is expected, it is understandable given some of the intricacies involved in differentiating between some very similar crime classifications, but nevertheless is an area of focus for the police going forward.
- I challenged the Chief Constable on increases in a number of different crime types, details of which can be found in appendix C of this report.

OBJECTIVE: REDUCE THE RISK OF DOMESTIC BURGLARY IN WEST YORKSHIRE

Volume of domestic burglaries
from April 2015 - September 2016



Risk of Household crime in West Yorkshire



Recorded domestic burglary	West Yorks	Bradford	Calderdale	Kirklees	Leeds	Wakefield
12 mths to Sep 15	16%	7%	+14%	13%	30%	22%
12 mths to Sep 16	12%	31%	39%	2%	-3%	21%
Volume (to Sep 16)	13,498	4,190	1050	1,951	5,067	1,240

COMMENTARY

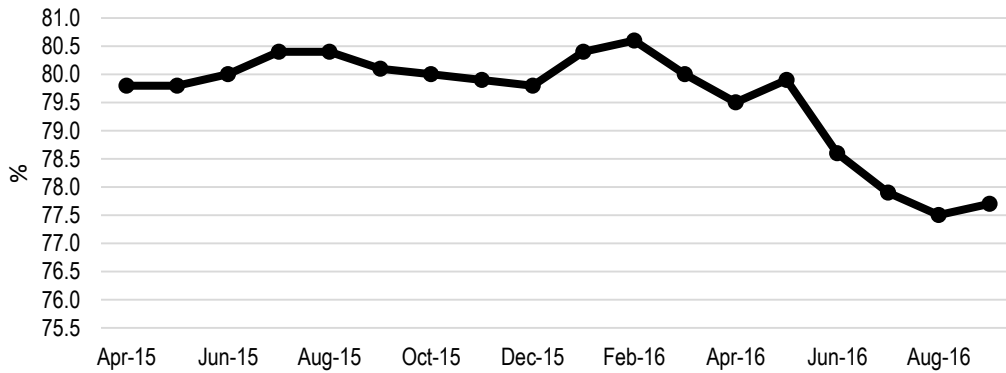
- Domestic burglary has risen by 12% in the 12 months to September 2016 compared to the previous year jumping from 12,104 to 13,498.
- Much of the initial emphasis on improving crime data integrity within West Yorkshire was placed on domestic burglary and serious sexual offences. As a result compliance with National Crime Recording Standards (NCRS) has improved for these crime types from FAIR to GOOD/EXCELLENT.
- The Crime Survey for England and Wales data to June 2016 identifies that 10.7% of households surveyed in West Yorkshire had been a victim of household crime, which is a good reduction on the previous quarters.
- Leeds is the only district to be showing a reduction in domestic burglary which again is due to the bigger impact that changes to recording practice had on the district throughout last year.

ACTION/RESPONSE

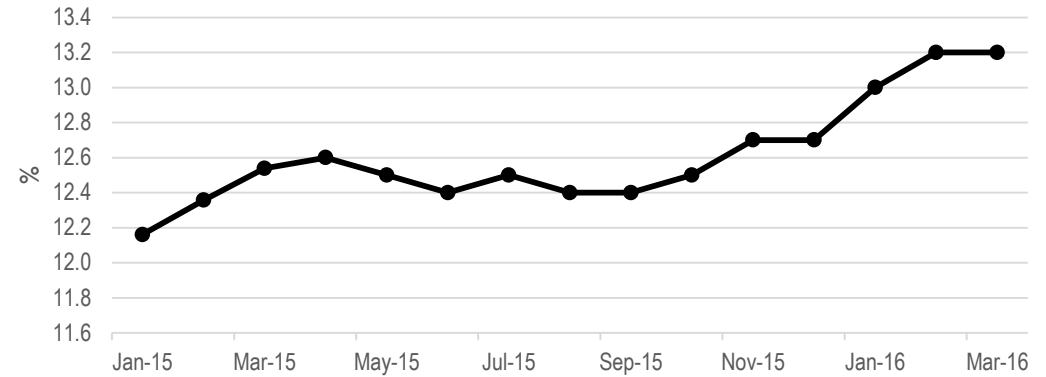
- I have recently asked the Chief Constable for further reassurance that we are nearing the end of the crime recording changes and that we will reach a “new normal” soon. The Chief Constable is confident that West Yorkshire Police will be there very soon for serious acquisitive crimes such as burglary as this was an early area of focus when the changes to recording practices were brought in.
- Members of my team regularly sit on the police’s Gold Crime Data Integrity group in order to understand and monitor the performance around compliance rates. West Yorkshire Police are now shifting to other crime types as areas of focus but I will be looking closely at this going forward to make sure that any progress made around recording of burglary is not neglected.
- To ensure that we are not missing genuine increases, I also asked the Chief Constable whether she felt that West Yorkshire Police was adequately equipped to tackle household burglary at present. The Chief Constable felt that they did have sufficient resources and was optimistic about the differences that the new recruits will have. Of course we could always do with more, however West Yorkshire Police have realigned resources (and rightly so) to safeguarding and protecting the vulnerable. This means that there is still a focus on tackling burglary, but with added support for those victims with additional vulnerabilities.

OBJECTIVE: RESPOND TO REPORTS OF ANTI-SOCIAL BEHAVIOUR (ASB) IN A WAY THAT VICTIMS AND COMMUNITIES ARE HAPPY WITH

% satisfaction with anti-social behaviour service delivery



% of residents who believe that ASB has increased in their local area



% of residents that are satisfied with ASB service delivery	West Yorks	Bradford	Calderdale	Kirklees	Leeds	Wakefield
12 mths to Sep 15	80.1%	79.5%	76.7%	77.0%	76.2%	80.9%
12 mths to Sep 16	77.7%	75.6%	77.6%	78.7%	79.3%	76.1%

% of residents saying ASB has got worse over the last 12 months	West Yorks	Bradford	Calderdale	Kirklees	Leeds	Wakefield
12 mths to Mar 15	12.5%	16.7%	9.4%	10.3%	12.0%	11.4%
12 mths to Mar 16	13.2%	18.0%	8.5%	10.5%	12.5%	12.7%

COMMENTARY

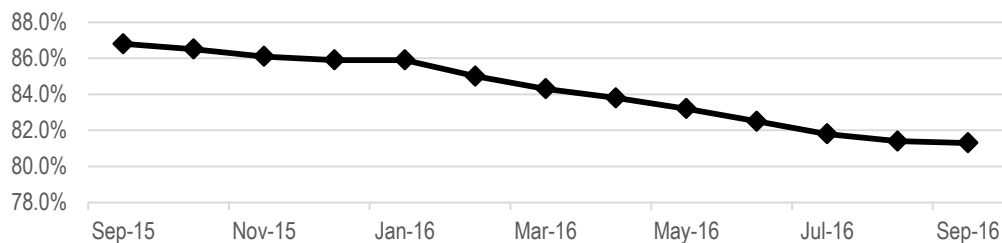
- 77.7% of ASB victims are satisfied with the service that they have received in West Yorkshire in the last 12 months which is a decrease of 2.4% the same period last year but is not deemed significant.
- ASB satisfaction has started to increase across three of the five districts but Bradford and Wakefield are showing reductions.
- The latest Public Perception Survey data available (March 2016) shows that the proportion of West Yorkshire residents who believe that ASB has increased in their area has risen slightly (by 0.7% to 13.2%). This is due largely to a rise in Bradford which is being addressed. I will be relaunching my new Public Perception Survey in the new year which will give us greater indications of public confidence around ASB.
- There has been a marginal increase in the number of ASB incidents between April and September this year of 3%. Much of this is associated with quad bikes and motorcycles.

ACTION/RESPONSE

- ASB is a key priority of the OPCC, police and partners in West Yorkshire and collectively we have achieved some good successes with regards to how victims are supported and how ASB is prevented. That said the satisfaction rate has begun to decline whilst the number of incidents has risen. When I challenged the Chief Constable on this, she explained that work is ongoing, however with the finite number of resources available, it often means drawing attention away from other areas of work.
- I have asked the Chief Constable to carry out a full review into victim satisfaction across the board which will include ASB. Once we have the full report it will help us make decisions around what changes need to be made.
- I queried the rise in anti-social use of vehicles; a successful road safety campaign has been run in Bradford over the last year so I asked the Chief Constable whether there any plans to extend this to Leeds and Wakefield, who are reporting a 58% (Leeds) and 40% (Wakefield) increase in nuisance motorcycle ASB between April and September. There are no plans to run the same operation at present, however this is a national problem and West Yorkshire Police are looking at best practice and learning. They are also focusing on intelligence development around this and the Chief feels confident we will be in a better place in six months.

OBJECTIVE: IMPROVE THE QUALITY OF SUPPORT PROVIDED TO VICTIMS OF CRIME AND INCIDENTS

Overall satisfaction levels
September 2015 - September 2016



Satisfaction with service delivery	12 months to Sept 2015	12 months to Sept 2016	Trend over time
Overall	86.8%	81.3%	-5.5%

COMMENTARY

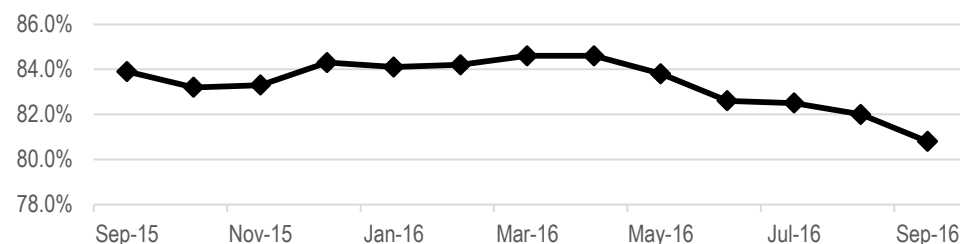
- Overall victim satisfaction has reduced over the last year by 5.5% and now stands at 81.3%. I have discussed this downwards trend with the Chief Constable throughout the year and we have identified that changes in satisfaction levels have been associated with different factors, such as the public's ease of contact with the police (e.g. through 101), and in particular, changes to the Police's response to attending certain vehicle crimes.

ACTION/RESPONSE

- In response to the continuing decline, the Chief Constable has committed to carrying out a full review of the victim's "journey" to identify the suitable options to improve the service that victims receive not just from the police but all agencies involved. I will fully support this work and my office will be working closely with West Yorkshire Police throughout the review.
- The Force Crime Management Unit went live on the 31st October 16, this will undoubtedly have an impact on victim satisfaction levels going forward as some of the work for example includes ringing victims of crime back to tell them when there are no lines of enquiry. Members of my team will monitor the progress being made by this unit and will help me to challenge and support the Chief Constable on any performance issues.
- The overall victim satisfaction rate in West Yorkshire Police still compares well to other similar forces, but we need to be assured that we are not neglecting the victims of particular types of crime within our communities. I will continue to have conversations with the Chief Constable on the policies and practices which impact on victim satisfaction and will feed back on the progress of this review regularly.

OBJECTIVE: IMPROVE THE OUTCOMES FOR VICTIMS OF HATE CRIME INCIDENTS

Racist incident satisfaction levels
September 2015 - September 2016



Satisfaction with service delivery	12 months to Sept 2015	12 months to Sept 2016	Trend over time
Racist incidents only	83.9%	80.8%	-3.1%

COMMENTARY

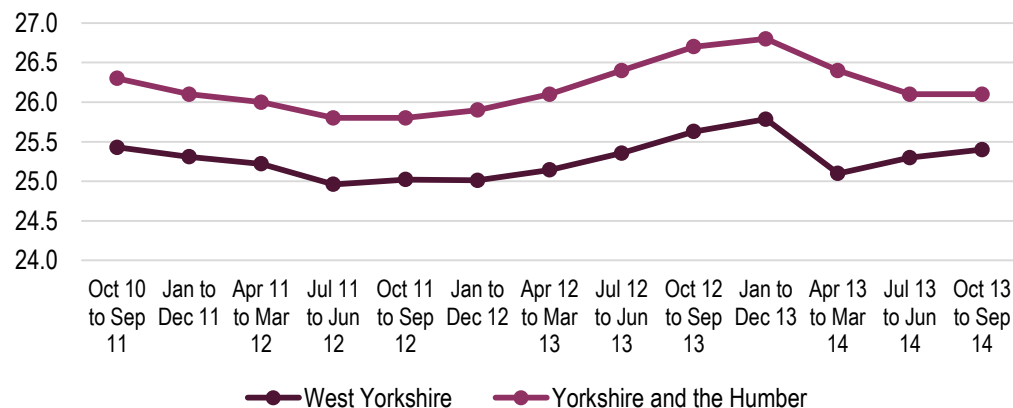
- In line with overall victim satisfaction levels, satisfaction with racist incidents, and hate crime has also fallen over the last year. The latest satisfaction figures of 80.8% for racist incidents and 83.9% for hate crime shows a significantly deteriorating trend over time.
- At present police forces are mandated to survey victims of 3 crime types; burglary, vehicle theft and violent crime. West Yorkshire police also survey an additional two crime types; racist incidents and hate crime, and have plans to add domestic abuse to this in April 2017. By carrying out surveys into these crime types and doing further analysis into the subsets of victim demographics West Yorkshire Police put themselves in a good position to understand and act on the barriers to improved victim satisfaction.

ACTION/RESPONSE

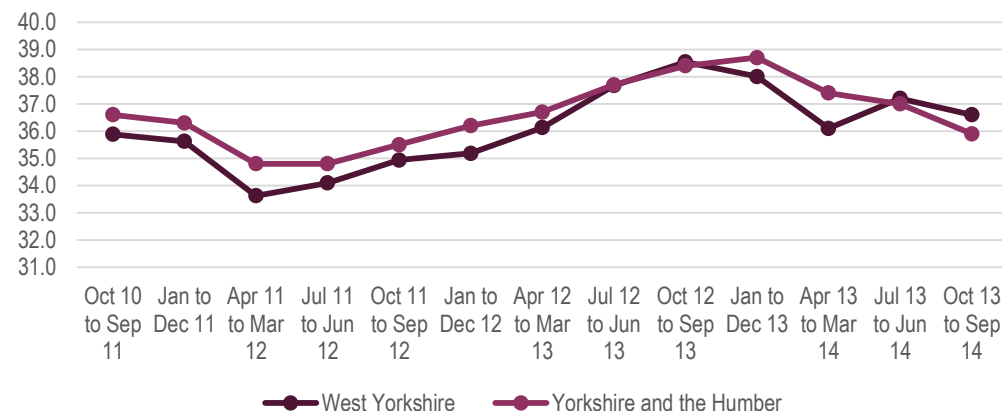
- Independent Hate Incident Reporting Centres (HIRCs) across West Yorkshire are available for anyone who does not want to speak directly to the police, and www.westyorkshire.police.uk/hatecrime gives further information on other ways to report racist or hate crime incidents.
- To reassure communities I have used my public profile to send a strong and very clear message to all West Yorkshire communities that hate incidents and crimes are completely unacceptable, I have spoken on Calendar and BCB radio in recent weeks and met with the Chief Constable and Local MPs in Kirklees to offer reassurance around Faith and all Hate Crime following the horrific murder of local MP Jo Cox.
- Along with the Chief Constable I am also working to ensure that we comply with the

OBJECTIVE: REDUCE THE RE-OFFENDING OF PERSISTENT CRIMINALS WHO CAUSE HARM IN OUR COMMUNITIES

Proven reoffending for adults



Proven reoffending for youths



Adult proven re-offending rates	West Yorks	Bradford	Calderdale	Kirklees	Leeds	Wakefield
12 mths to Sep 13	25.6%	26.1%	26.0%	23.4%	26.8%	24.1%
12 mths to Sep 14	25.4%	25.7%	23.7%	23.0%	26.8%	25.0%
Number of re-offenders	4,927	1,213	383	737	1,925	669

Youth proven re-offending rates	West Yorks	Bradford	Calderdale	Kirklees	Leeds	Wakefield
12 mths to Sep 13	38.5%	35.5%	47.8%	39.3%	39.9%	36.0%
12 mths to Sep 14	36.6%	31.8%	42.7%	35.1%	38.7%	38.2%
Number of re-offenders	669	149	64	106	285	65

COMMENTARY

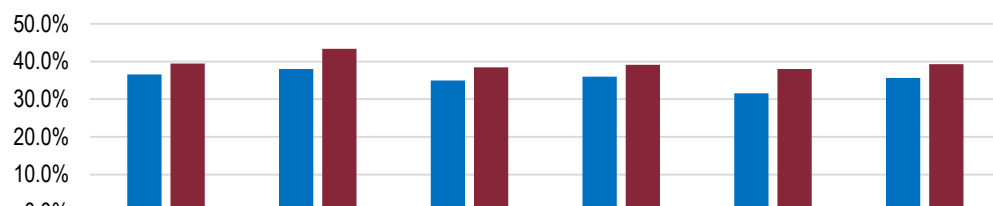
- These re-offending measures are based on all adult and young offenders in West Yorkshire and draws on data published by the Ministry of Justice.
- The latest data for adults, for the 12 months to September 2014, which stood at 25.4%, showing a stable re-offending rate across time. This is slightly lower than the Yorkshire and Humber average.
- The latest data for young people, for the 12 months to September 2014, stood at 36.6% which is in line with the national average and is slightly (but not significantly) reducing over time.
- We have seen some good reductions particularly in adult reoffending in Calderdale and youth reoffending in Bradford, Calderdale and Kirklees. However it is important to note these small sample sizes which make the percentage changes appear

ACTION/RESPONSE

- As more people have been diverted away from offending the cohort of those offenders tracked for re-offending reduces, and with that it is the more challenging offenders with complex needs that are measured and this can impact on the re-offending rate. The number of offenders in the cohort has reduced for adults from 21,868 (Sep 12) to 19,395 (Sep 14) and for youths from 2,433 (Sep 12) to 1,827 (Sep 14).
- I continue to be a member of the Strategic Group for the South and West Yorkshire resettlement consortia project, looking to improve the resettlement outcomes of young people leaving custody.
- Following an internal review IOM offenders will now be managed based on the risk they pose rather than the type of offence that had been committed including offenders of domestic abuse, child sexual exploitation, as well as for traditional acquisitive crimes, which is seen as a positive for protecting vulnerable victims. I have asked the Chief Constable to look into the impact that this change will have on reoffending data going forward though as this new cohort will likely have different offending behaviours to the previous one.
- As part of my new Police and Crime Plan I have also asked the Chief Constable to establish a cohort of West Yorkshire offenders through which we can monitor reoffending habits in a much more timely and in depth manner than is currently available through national statistics.

OBJECTIVE: PROTECT THOSE WHO ARE AFFECTED BY DOMESTIC ABUSE

Repeat victim rate for domestic crime across West Yorkshire



	12 months to Sept 2015	12 months to Sept 2016	Difference
Bradford	36.6%	39.5%	+2.9%
Calderdale	38.0%	40.1%	+5.4%
Kirklees	35.0%	38.4%	+3.4%
Leeds	36.0%	39.1%	+3.1%
Wakefield	31.6%	38.0%	+6.4%
West Yorkshire	35.6%	39.3%	+3.7%

COMMENTARY

- The repeat victimisation rate for domestic abuse has continued to rise since changes were made to the way that domestic incidents were recorded. The current 39.3% victimisation rate is over six percentage points above the level recorded in September 2014.

ACTION / RESPONSE

- A higher repeat victimisation rate may not necessarily reflect poor performance; it may signify that WYP are identifying more repeat victims, or that there is a greater willingness for victims to report crimes. In the previous quarter I asked the Chief Constable to provide reassurance that these repeat victims are being supported; she described a range of activity ongoing in West Yorkshire, including;
 - Joint campaigns on domestic abuse with the PCC and other partners
 - Peer reviews into our work carried out by Lancashire and South Yorkshire Police
 - Regular auditing through the Force's central safeguarding governance unit
 With the Chief, I will be monitoring the trend in this statistic closely in the months ahead,

OBJECTIVE: INCREASE THE IDENTIFICATION OF THOSE CHILDREN AT RISK OF HARM

West Yorkshire			
	12 months to Sept 2015	12 months to Sept 2016	Trend over Time
Volume of safeguarding activity	15,353	16,003	Improving

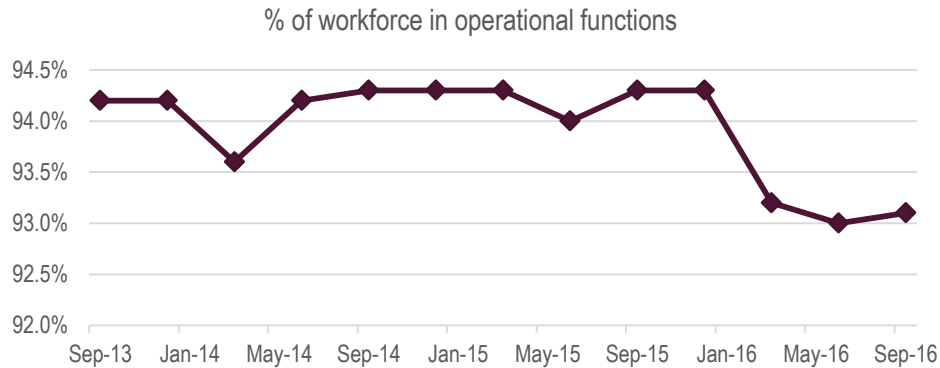
COMMENTARY

- West Yorkshire Police is placing greater emphasis on safeguarding vulnerable victims and this is shown in the increasing and more complex investigations and recorded crime for non-recent and current CSE and also domestic abuse.
- The number of children protected through safeguarding activity in the 12 months to September 2016 was 16,003, which was a 4.2% increase on the same period in 2015.

ACTION / RESPONSE

- Safeguarding activity ranges from investigations and arrests for child abuse (physical, emotional, sexual and neglect), initial child protection conferences/review conferences, children removed from home, provision of information to family law courts, for child licences for children returning home (placement with parents). Given the importance of this work I have asked the Chief Constable to provide a more in depth breakdown of this activity so we can identify any issues and areas for improvement.
- Based within the OPCC, I have appointed a Safeguarding Coordinator to oversee the work that we, the police and partners are doing to safeguard the vulnerable (including children and adults).
- A new facility for vulnerable children who need urgent mental health care has opened in Leeds. The 'Place of Safety' at The Becklin Centre is for children and young people under 18-years-old who are detained by the police under Section 136 of the Mental Health Act. This facility is an important step forward in ensuring there is a more appropriate response to the needs of under 18s. Our aspiration is that none of those who experience a mental health crisis in this age group should be detained in police custody.

OBJECTIVE: MAXIMISE THE PROPORTION OF POLICE OFFICERS ENGAGED IN OPERATIONAL ACTIVITY



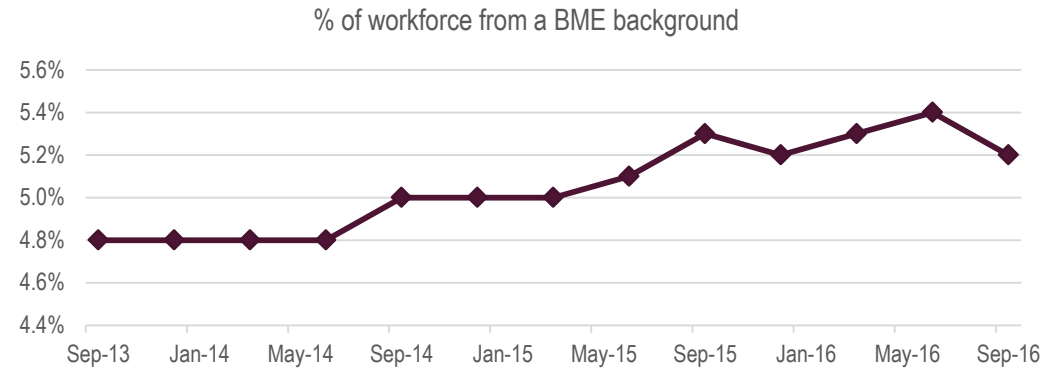
COMMENTARY

- The proportion of the West Yorkshire Police workforce engaged in operational activity remains consistently high at 93.1% and despite a slight drop over the past year, still compares favourably to other forces.
- We are currently delivering policing within a budget that has been reduced by £147m (to March 2017). This has resulted in a reduction in police officer strength (headcount), from 5,815 at 31 March 2010 to stand at 4,653 as at 30 September 2016 (a reduction of 1,162 officers). In reshaping our organisation to work within a reducing budget, we have sought to deliver savings in back-office and operational support areas whilst seeking to protect frontline delivery.
- In this quarter (Jul-Sep 16) there were 781,407 calls for service which is an increase of 6% on the same period last year, with sizeable increases in 999 and 101 calls. Despite this, HMIC recently graded West Yorkshire Police as GOOD in its PEEL Efficiency inspection for 2016 and made no specific recommendations which is great recognition for the hard work and commitment that has been put in.

ACTIONS/RESPONSE

- I am committed to protecting frontline policing and continually work with the Chief Constable to ensure that West Yorkshire Police explores all options to maximise the proportion of police officers engaged in operational activity.
- Over 4,400 members of frontline staff have been issued with Mobile Devices which gives them more flexibility around where they do their work, this means that they can stay out on the frontline for longer rather than returning to the station.
- I will continue to protect frontline policing and will ensure that the police and partners are sufficiently resourced and working together to keep our communities safe.

OBJECTIVE: STRIVE FOR A POLICE WORKFORCE THAT IS REPRESENTATIVE OF THE COMMUNITIES IT SERVES



Workforce type	BME	White	Not stated	% BME
Police officer	243	4,403	7	5.2%
Police staff	155	3,820	96	3.9%
Special constables	74	631	15	10.5%
Volunteers	27	205	161	11.7%
Total	499	9,059	279	5.2%

COMMENTARY

- The percentage of the workforce from a BME background has gradually risen over the past year but has unfortunately dropped in the last quarter now standing at 5.2% in the past 12 months.

ACTION/RESPONSE

- I queried this recent drop with the Chief Constable who reassures me that this is more of a statistical blip due and doesn't reflect the most recent cohort of recruits who actually have a 9% representation of BME officers and have more females than males.
- I will continue to support police officer recruitment with a focus on positive action, which aims to encourage people from all under represented communities to apply to work within West Yorkshire Police. This will hopefully bring us closer to having a police workforce that is more representative of the communities that it serves.
- The West Yorkshire Police People Ambition has so far concentrated on recruitment (and rightly so) but in time will look towards the next steps which are development and progression opportunities which will hopefully help with retention across the force including those from demographic minorities.