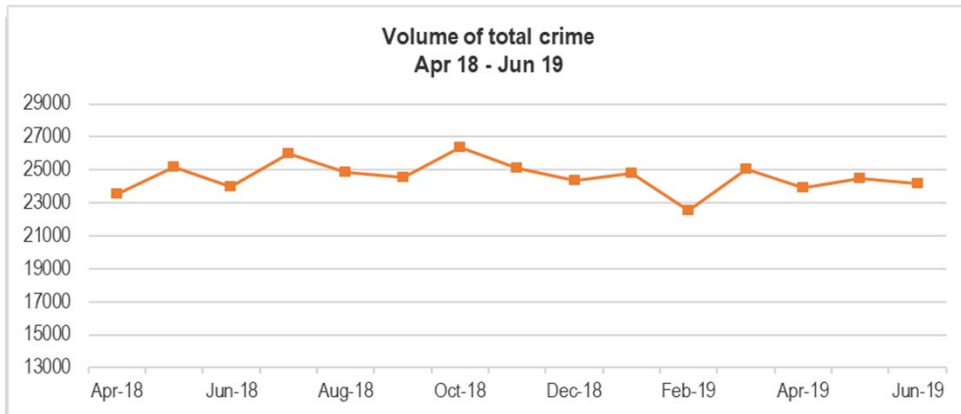


DELIVERY QUARTERLY

	Objective	Measures	12 months to Jun-18	12 months to Jun-19	Trend
Tackle crime and anti-social behaviour	Significantly reduce the volume of crimes committed in West Yorkshire	Total recorded crime	276,682 (+11.2%)	296,160 (+7.5%)	↑
		Risk of household crime	11.1% (Mar 18)	14.7% (Mar 19)	↑
		Risk of personal crime	4.5% (Mar18)	2.9% (Mar19)	↓
	Significantly reduce ASB in West Yorkshire through prevention and early Intervention	Volume of ASB incident Reported	50,394	46,729	↓
		Reoffending rates of the managed cohort	Cohort 1 – 3.1 Cohort 2 – 2.8	Cohort 1 – 1.8 Cohort 2 – 1.3	↓
	HMICFRS PEEL inspections will grade West Yorkshire Police as GOOD or OUTSTANDING at effectively reducing crime	HMICFRS PEEL Effectiveness inspection	Good 2016	Good 2017	↔
	More people will feel safe in West Yorkshire	Your Views - Feeling of Safety	78.6% 12 mths to Mar 19	78.8% 12 mths to Jun 19	↔
	Frontline policing will be protected and resourced to deter, detect and deal with criminals	Proportion of police officers in operational roles	89.9% (Sept 18) (see text on page 4)	89.4%	↔
	More people will think the police are doing a good or excellent job in their local area	Your Views survey - Police doing Good or Excellent job	38.6% 12 mths to Mar 19	38.6% 12 mths to Jun 19	↔
More people will be confident that the police and partners will prevent crime and anti-social behaviour	Your Views survey - Police and Partners prevent Crime and ASB	34.6% 12 mths to Mar 19	35.0% 12 mths to Jun 19	↔	
Safeguard vulnerable people	HMICFRS PEEL inspections will grade West Yorkshire Police as GOOD or OUTSTANDING at protecting the vulnerable	HMICFRS PEEL vulnerability inspection	Good	Good	↔
	The most vulnerable people will be identified and supported	The volume of looked after children who go missing repeatedly	4,050	3,936	↓
	The police and partners will work better together to safeguard vulnerable people	Reporting of 'hidden crimes'	HBV = 150 FM = 297	HBV = 180 FM = 398	↑
	West Yorkshire Police will make effective use of civil orders and legislation as a positive action to disrupt offenders, protecting the vulnerable and reducing threats	Appropriate use of DVPO's Sexual Risk Orders and Child Abduction Warning Notices	Dip sample of 50 DVPO's in comparison to cases where there was no DVPO. This showed a 26% drop in incidents in 3 months after DVPO was served		
Make sure criminal justice works	Increase the confidence of communities in their community safety partners	Your Views survey - Increase confidence in Community Safety Partners	44.1% 12 mths to Mar 19	44.3% 12 mths to Jun 19	↔
	Ensure all relevant partners are working together to achieve effective results	Ineffective trial rate (Magistrates Court)	15.4%	15.6%	↔
		Volume of early guilty pleas	Mags 73.3% Crown 35.8%	Mags 74.0% Crown 38.9%	↔
	Ensure all relevant partners are working together to achieve efficient results	Average time taken for cases to be brought to resolution	48.3 days (Q4 2018/19)	43.6 days (Q1 2019/20)	↔
	Have a police service which is more representative of the people it serves.	Recruitment programmes which promote the employment opportunities at West Yorkshire Police for members of under-represented groups	5.7% (BME)	5.8% (BME)	↔
Support victims and witnesses	More victims will be satisfied with the level of service they receive from the police	Victim satisfaction survey	75.1%	73.4%	↔
	More victims who choose to access victims services will be satisfied with the service they receive	Proportion of clients reporting an improvement at the end of Victim Support engagement (updated 6 monthly)	n/a	76.2% (Apr.-Sept 18)	↑
	Improve the outcomes for victims of Crime	Victim satisfaction survey	60.3%	60.5%	↔

Objective: Significantly reduce the volume of crimes committed in West Yorkshire

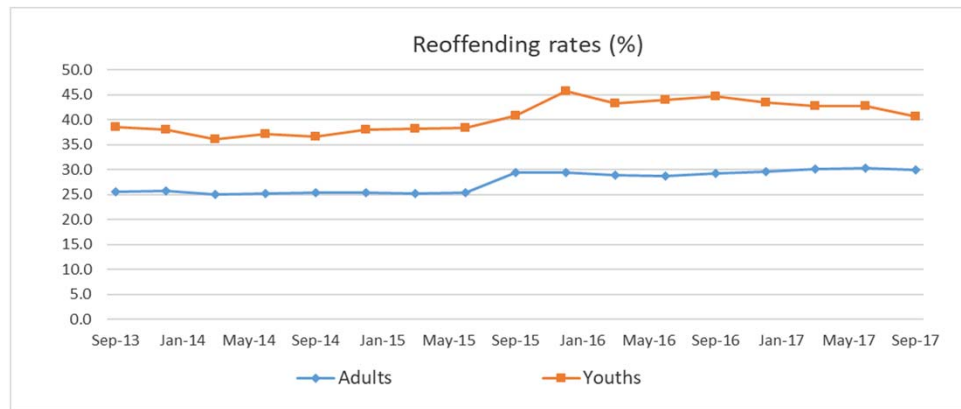


Recorded Crime	West Yorks.	Bradford	Calderdale	Kirklees	Leeds	Wakefield
12mths to June 18	+10.6%	+13.0%	+8.3%	+7.7%	+9.2%	+14.9%
12mths to June 19	+7.5%	+5.1%	+9.2%	+10.7%	+6.2%	+10.3%
<i>Vol. (Jul18 – June19)</i>	296,682	76,060	25,660	46,179	106,662	42,135

Commentary

Recorded crime has increased by 7.5% when the 12 months to June 2019 are compared to the preceding 12 months. The rate of increase for West Yorkshire is now showing as comparable to the other forces in the MSG. For the same time period (i.e. 12 mths to June 19) The West Midlands showed an 11% increase, Nottinghamshire also showed a 7% increase and South Wales a 7% increase. The current crime figures for other areas such as Greater Manchester and Lancashire are not available currently but were also showing similar increases. This is the subject of regular scrutiny with the Chief Constable

Objective: Significantly reduce the reoffending rate in West Yorkshire

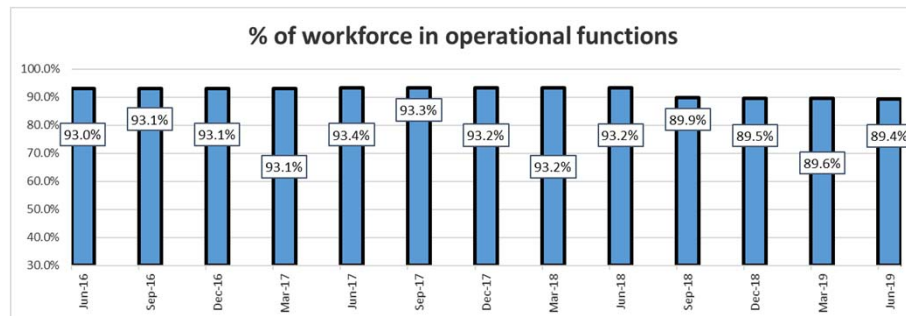


Reoffending rates 12 months to Sept 17	West Yorks.	Bradford	Calderdale	Kirklees	Leeds	Wakefield
Adults	30	32.3%	28.2%	27.2%	31.4%	30.9%
Youths	40.7	42.1%	41.4%	38.0%	42.2%	39.8%

Commentary

Reoffending rates taken from Ministry of Justice data record the proportion of offenders released in a given year who go on to reoffend in the following twelve months. Figures for the year to Sept 17 records a reoffending rate for West Yorkshire adult offenders of 30.0%, and of 42.8% for youths. Although youth reoffending rates are higher than those seen in Sept 13, there has been an improvement recently with a 2.1% decrease this quarter in comparison with last quarter, this continues a downward trend seen since a high of 45.7% seen in December 2015. The adult rate has been on a slow upward trajectory, but a slight 0.4% decrease in the last quarter is more positive.

Objective: Frontline policing will be protected and resourced to deter, detect and deal with criminals



% in operational functions	Mar	Jun	Sept	Dec
2018	93.2%	93.2%	93.3%(2017)	93.2%(2017)
2019	89.6%	89.4%	89.9%(2018)	89.5% (2018)
<i>Change</i>	-3.6%	-3.8%	-3.4%	-3.7%

Commentary

The slight drop in % for this measure in Sept 18 was due to the introduction of new codes by the HMICFRS to determine the number and proportion of officers and staff in the following categories 'Visible operational frontline roles', 'Non-visible frontline', 'frontline support' and 'business support' roles. The current figure reflects the percentage in the first 3 categories. This has now stabilised and I will look to ensuring that our frontline continues to be protected and in my most recent conversation with the Chief Constable I asked for him look into whether comparable data with other forces was now available.