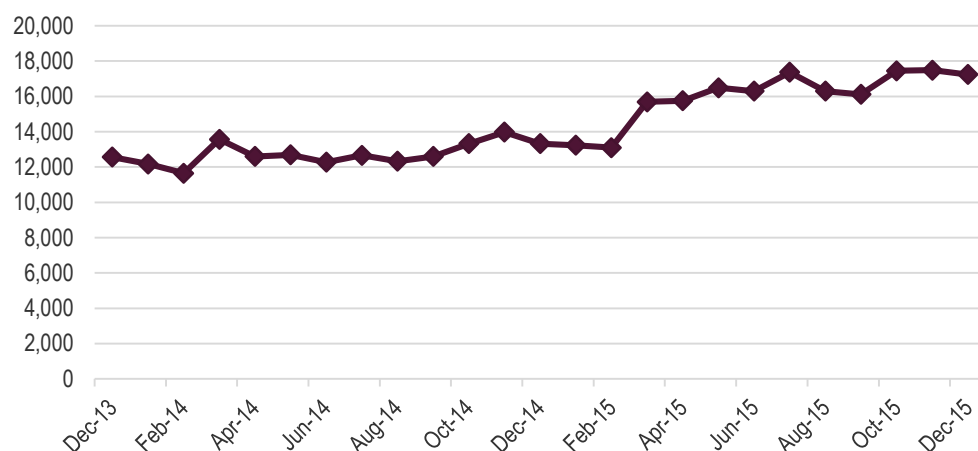
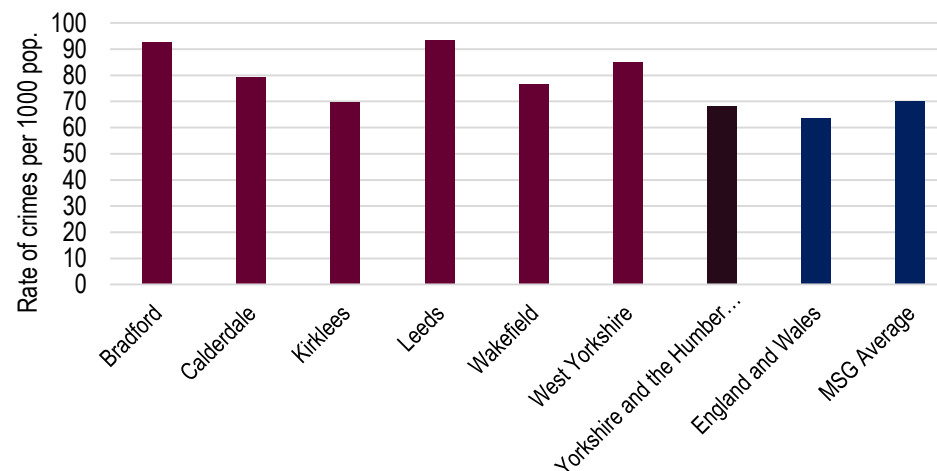


OBJECTIVE: MAKE COMMUNITIES SAFER AND FEEL SAFER BY TACKLING ALL FORMS OF CRIME

Volume of total crime
Dec 2013 to Dec 2015



Total crime rates 12 months to December 2015



| Recorded Crime | West Yorks. | Bradford | Calderdale | Kirklees | Leeds | Wakefield |
|----------------------|-------------|----------|------------|----------|--------|-----------|
| 12 mths to Dec 14 | -4% | -4% | -9% | -5% | -4% | -4% |
| 12 mths to Dec 15 | +26% | +26% | +32% | +28% | +22% | +27% |
| Volume (to Dec 2015) | 192,505 | 48,917 | 16,463 | 30,144 | 71,529 | 25,452 |

COMMENTARY

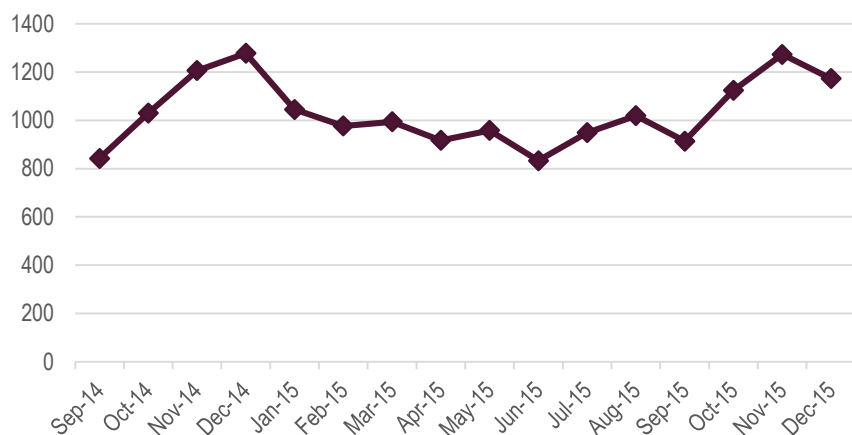
- There were 192,505 crimes recorded in West Yorkshire in the 12 months to December 2015. This is an increase of 26% compared to the same period last year.
- Increases have been anticipated following efforts to improve crime recording practices and mirror national trends, and it is encouraging to see that the rate of increase is now slowing and we are beginning to reach the “new normal.”
- In order to ensure that we fully understand our crime levels, analytical work has been carried out which shows that 6.3% of the increase above can be attributed to actual crime increases which are generally seen around cyber, non-injury violence, vehicle crime and theft categories.
- The police recorded crime data for the 12 months to September 2015 ranked West Yorkshire as 41st nationally with a crime rate of 79.9 crimes per 1000 population.
* see glossary for definition of MSG.

ACTION / RESPONSE

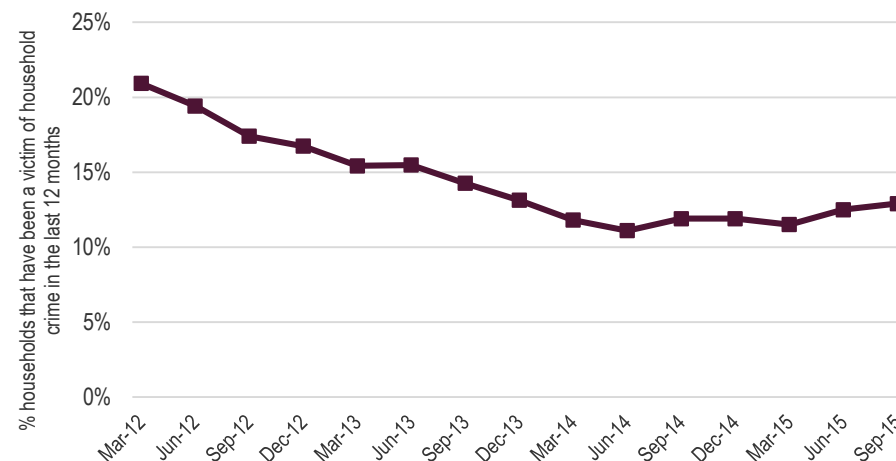
- As of May 2015 the police have been carrying out audits into total crime alongside the burglary and serious sexual offence audits that they already undertook. The compliance rates as of December 2015 stood at 79.4% for total crime, 96.0% for sexual offences, and 95.0% for domestic burglary.
- I continue to monitor crime rates regularly and discuss in detail emerging trends with the Chief Constable. My team and I work closely with West Yorkshire Police to make sure that we fully understand what increases are genuine and which are due to recording changes.
- In the latest meeting I raised the genuine increases in vehicle crime (12%), sexual offences (57%), and domestic burglary in Bradford (24%) and Wakefield (27%). I was assured that the Chief Officer Team is aware of these issues and is working hard with the relevant partners to address each of these increases.
- In the latest HMIC PEEL inspections West Yorkshire was graded as GOOD across the board which is encouraging to see.
- It is important to understand that changing crime levels are not only impacted by crime data integrity but also by reducing budgets. The HMIC initially estimated that the police should be able to maintain service delivery with cuts of up to 12%, however since March 2010 the West Yorkshire Police budget has reduced by approximately 20%. Unfortunately this is likely to have a negative effect on crime levels going forward.

OBJECTIVE: REDUCE THE RISK OF DOMESTIC BURGLARY IN WEST YORKSHIRE

Volume of domestic burglaries from Sept 2014 to Dec 2015



Risk of household crime



| Recorded domestic burglary | West Yorks | Bradford | Calderdale | Kirklees | Leeds | Wakefield |
|----------------------------|------------|----------|------------|----------|-------|-----------|
| 12 mths to Dec 14 | -14% | -21% | -21% | -13% | -8% | -15% |
| 12 mths to Dec 15 | +14% | +24% | -1% | +7% | +11% | +27% |
| Volume (to Dec 15) | 12,176 | 3,562 | 763 | 1,854 | 4,889 | 1,108 |

COMMENTARY

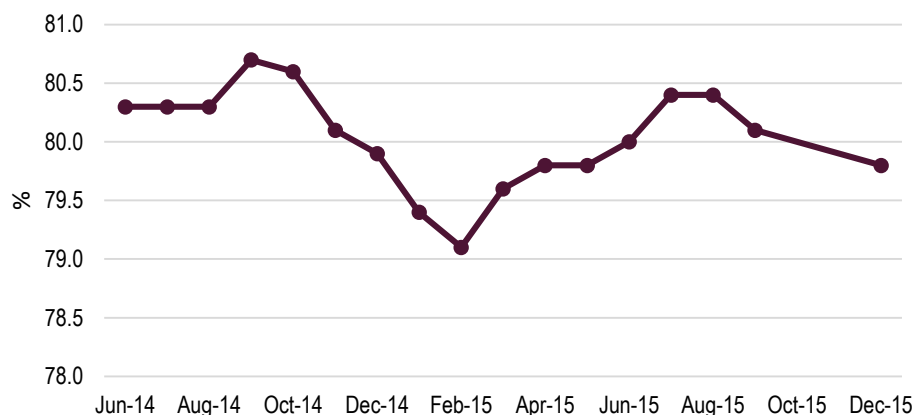
- Domestic burglary has risen by 14% in the 12 months to December 2015 compared to the previous year jumping from 10,674 to 12,176.
- This increase is largely due to improvements in our crime recording processes over the last year, this is now beginning to stabilise and as a result the increase in the last quarter had slowed to just 1.6%.
- Much of the initial emphasis on improving crime data integrity within West Yorkshire was placed on domestic burglary and serious sexual offences. As a result compliance with National Crime Recording Standards (NCRS) has improved for these crime types from FAIR to GOOD/EXCELLENT.
- The Crime Survey for England and Wales data to Sept 2015 identifies that 12.9% of households surveyed in West Yorkshire had been a victim of household crime, which is largely in line with national trends.
- Recorded crime data shows larger increases in domestic burglary in Bradford and Wakefield of 24% and 27% respectively.

ACTION/RESPONSE

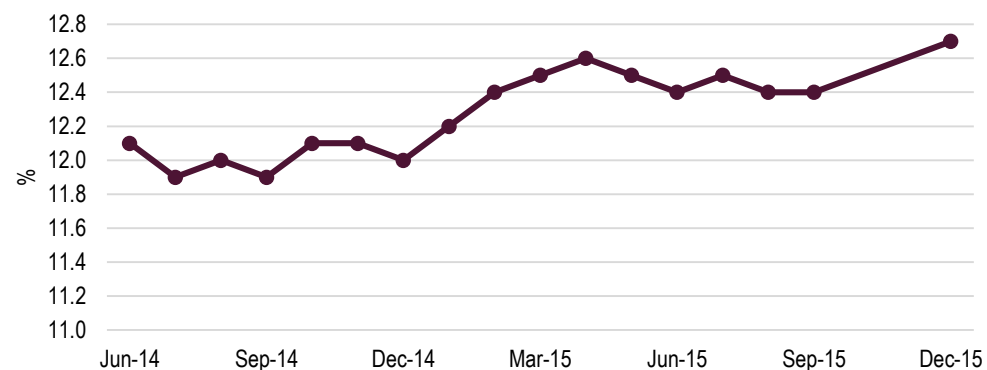
- I am pleased with current crime recording compliance rates for domestic burglary and glad to see that the increase is now levelling out to reflect the “new normal” in domestic burglary levels.
- In previous meetings I discussed the rising burglary rate in Leeds with the police who informed me that the increase in residential building sites and subsequent thefts, combined with increased scrutiny and rigour around crime recording compliance, will have both contributed to the greater increase in Leeds. This has now been addressed and as a result the increase is now in line with the rest of the force area.
- In the latest meeting I raised the apparent increases in Bradford and Wakefield to confirm whether this is due to actual burglaries or recording practices; the Chief Constable stated that there had been some recent spikes in Keighley and Wakefield over the past few months but that the offenders responsible have now been brought to justice.

OBJECTIVE: RESPOND TO REPORTS OF ANTI-SOCIAL BEHAVIOUR (ASB) IN A WAY THAT VICTIMS AND COMMUNITIES ARE HAPPY WITH

Satisfaction with anti-social behaviour service delivery



Proportion of residents who believe that ASB has increased in their local area



| % of residents that are satisfied with ASB service delivery | West Yorks | Bradford | Calderdale | Kirklees | Leeds | Wakefield |
|---|------------|----------|------------|----------|-------|-----------|
| 12 mths to Dec 14 | 79.9% | 74.8% | 77.7% | 81.5% | 83.4% | 79.6% |
| 12 mths to Dec 15 | 79.8% | 79.8% | 76.2% | 79.2% | 80.6% | 80.9% |

| % of residents saying ASB has got worse over the last 12 months | West Yorks | Bradford | Calderdale | Kirklees | Leeds | Wakefield |
|---|------------|----------|------------|----------|-------|-----------|
| 12 mths to Dec 14 | 12.0% | 15.9% | 8.5% | 10.6% | 11.4% | 10.9% |
| 12 mths to Dec 15 | 12.7% | 17.9% | 8.4% | 9.8% | 12.1% | 11.5% |

COMMENTARY

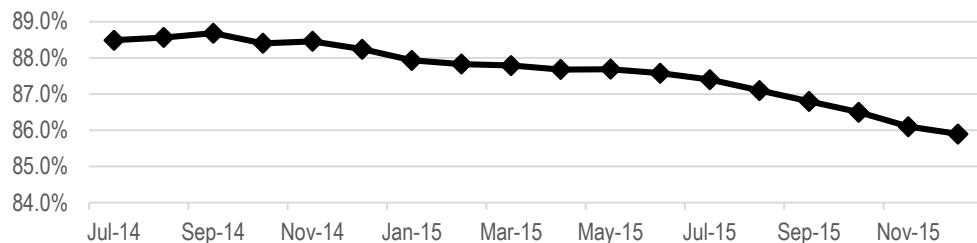
- 79.8% of ASB victims are satisfied with the service that they have received in West Yorkshire, on a par with the 12 months to December 2014.
- There have however been slight decreases in Calderdale and Kirklees and a slight increase in Wakefield. The two districts which have seen the most significant changes are Bradford which has improved by 5.0% to 79.8%, and Leeds which has unfortunately decreased by 2.8%.
- The proportion of West Yorkshire residents who believe that ASB has increased in their area has risen slightly (by 0.7% to 12.7%). Whilst this is still an increase it is not statistically significant, nevertheless it will be monitored going forward.
- The actual volume of recorded ASB incidents has reduced by 2.7% in the same period from 75,175 to 73,149.

ACTION/RESPONSE

- Over the past year I have worked with the Chief Constable to ensure that satisfaction with service delivery for victims of ASB is improved in Bradford where there had been some concerning reductions. The force have worked hard to rectify this trend and as a result satisfaction levels in Bradford have improved by 5.0% and are now in line with the West Yorkshire average.
- Unfortunately ASB satisfaction rates in Leeds have begun to decline reducing from 83.4% to 80.6%. This is still higher than the force average but needs attention nonetheless. I raised this with the Chief Constable, who has assured me that the issue is being addressed through Local Accountability Meetings through which districts are looking to share best practice. West Yorkshire Police are also working closely with Leeds Community Safety Partnership and the Leeds ASB team around different initiatives and opportunities.
- I will also ensure that these issues are fed into discussions around resource allocation and the use of PCSOs across West Yorkshire going forward.
- I have also pointed out to the Chief Constable that our latest Public Perception Survey data shows that there has been a significant rise in the proportion of people in Bradford who feel that ASB in their area has increased (from 15.9% to 17.9%). This is a shame given that the satisfaction rates of those who have been a victim has improved in the same period, suggesting that there is a gap between perception and experience. The Chief Constable has explained some of the work that is ongoing around this including partners to identify repeat locations and address underlying issues. It is thought that the recent media campaign around anti-social driving has also impacted on perceptions in the area.

OBJECTIVE: IMPROVE THE QUALITY OF SUPPORT PROVIDED TO VICTIMS OF CRIME AND INCIDENTS

Overall satisfaction levels
July 2014 - December 2015



| Satisfaction with service delivery | 12 months to December 2014 | 12 months to December 2015 | Trend over time |
|------------------------------------|----------------------------|----------------------------|-----------------|
| Overall | 88.2% | 85.9% | -2.3% |

COMMENTARY

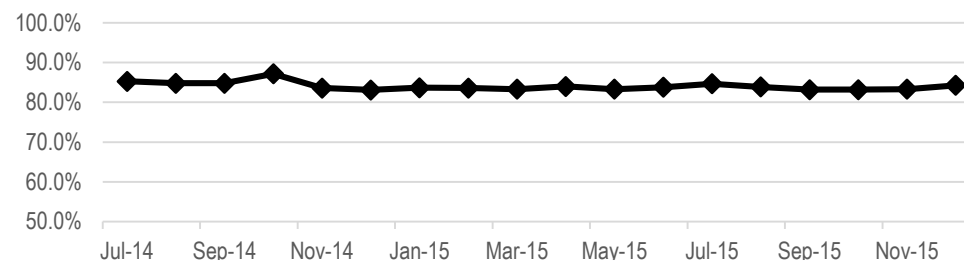
- The overall victim satisfaction level for the 12 months December 2015 stands at 85.9% which is a slight but not significant reduction of 2.3% from the same period last year. The police have managed to maintain relatively high levels of overall victim satisfaction and was ranked 3rd in its MSG as of September 2015.

ACTION/RESPONSE

- Although victim satisfaction levels are reducing slightly I am pleased that West Yorkshire Police have managed to maintain comparatively high levels in the face of such severe cuts.
- There has unfortunately been a significant reduction of 5% in overall satisfaction for victims from a BME background which now stands at 80.6%. Although this still compares favourably to other forces, it does not in comparison to overall satisfaction of white victims at 87.1%. I raised this with the Chief Constable who explained that there is no specific district or area of service which is causing this drop, and that analysis will continue in order to identify ways to improve. Unfortunately this is a very complex problem to solve, and one that is not impacted solely by the experience of the individual with the police but is affected by a range of social and political factors. The Chief Constable is confident that victims from a BME background are not treated any differently than those from a white background and will be looking at opportunities through the future recruitment campaigns to engage with different communities and ask about perceptions of the police to better understand these issues.

OBJECTIVE: IMPROVE THE OUTCOMES FOR VICTIMS OF HATE CRIME INCIDENTS

Racist Incidents satisfaction levels
July 2014 - December 2015



| Satisfaction with service delivery | 12 months to December 2014 | 12 months to December 2015 | Trend over time |
|------------------------------------|----------------------------|----------------------------|-----------------|
| Racist incidents only | 83.1% | 84.3% | +1.2% |

COMMENTARY

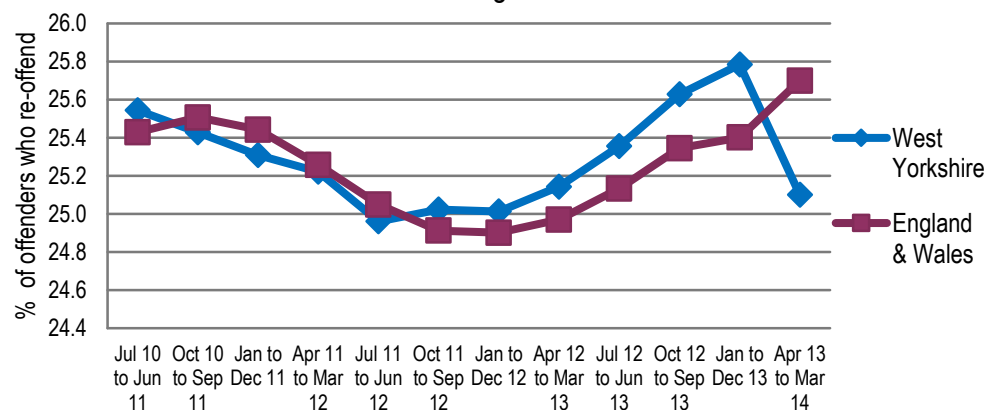
- The increase in racist incident satisfaction levels although slight, is still a positive sign and an indicator of good work in this area.
- This was raised previously after the reductions had been seen however work has been done to address this and the trend has now reversed.

ACTION/RESPONSE

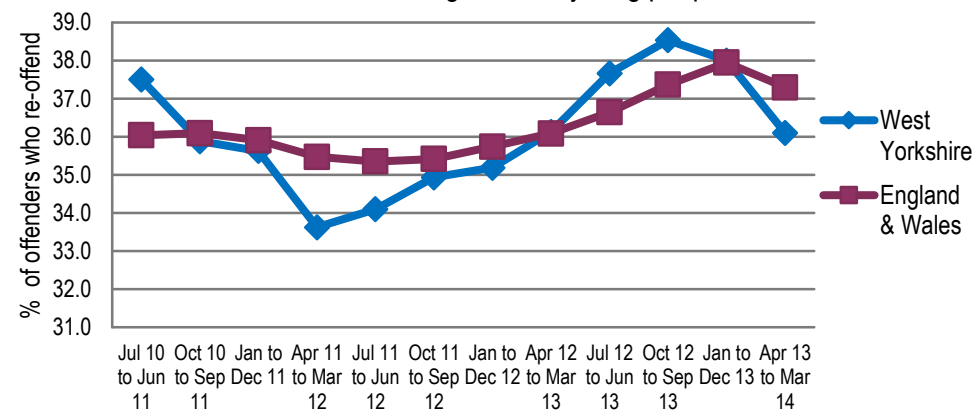
- Racist incident satisfaction remains a key focus for me and West Yorkshire Police and we will continue to work together to reduce the trend and improve the service for victims.
- A victim satisfaction survey for victims of all hate crime is now mandated by the Home Office. West Yorkshire Police have adopted this from April 2015. It covers five hate strands; racist, disability, faith, sexual orientation and transphobia. In the most recent results West Yorkshire Police has received high levels of satisfaction (84.8%) in this survey which is very positive, however we will not be complacent and will monitor these results going forward.
- I have previously raised the delays in the finalisation of racially and religiously aggravated offences which caused a fall in outcome rates, this has now been rectified. However issues remain around the achieving what was traditionally called "positive outcomes" due largely to evidential difficulties. It is important to note however, that the majority of cases are finalised in a way which shows the actions taken by the police and support given to the victim.

OBJECTIVE: REDUCE THE RE-OFFENDING OF PERSISTENT CRIMINALS WHO CAUSE HARM IN OUR COMMUNITIES

Proven re-offending rates for adults



Proven re-offending rates for young people



| Adult proven re-offending rates | West Yorks | Bradford | Calderdale | Kirklees | Leeds | Wakefield |
|---------------------------------|------------|----------|------------|----------|-------|-----------|
| 12 mths to Mar 13 | 25.1% | 24.3% | 24.3% | 23.4% | 26.8% | 24.6% |
| 12 mths to Mar 14 | 25.7% | 25.9% | 25.7% | 22.9% | 27.0% | 24.7% |
| Number of re-offenders | 5,103 | 1,170 | 377 | 752 | 2,036 | 768 |

| Youth proven re-offending rates | West Yorks | Bradford | Calderdale | Kirklees | Leeds | Wakefield |
|---------------------------------|------------|----------|------------|----------|-------|-----------|
| 12 mths to Mar 13 | 36.1% | 34.1% | 45.4% | 39.0% | 35.6% | 32.2% |
| 12 mths to Mar 14 | 37.3% | 32.9% | 43.0% | 36.5% | 38.6% | 41.6% |
| Number of re-offenders | 683 | 163 | 65 | 114 | 279 | 62 |

COMMENTARY

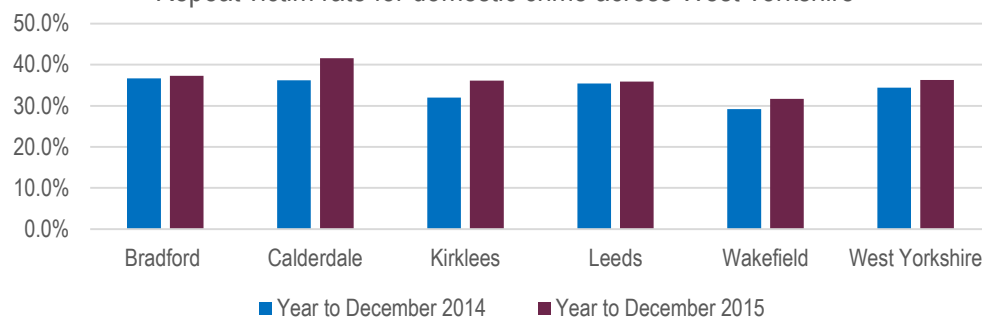
- These re-offending measures are based on all adult and young offenders in West Yorkshire and draws on data published by the Ministry of Justice.
- The latest data for adults, for the 12 months to March 2014, which stood at 25.7%, showing a stable re-offending rate across time. This is slightly higher than the national average.
- The latest data for young people, for the 12 months to March 2014, stood at 37.3%. This is in line with the national average.
- The re-offending rate for adults across the districts is relatively stable with no significant changes.
- For youths Bradford, Calderdale and Kirklees are showing decreases but Leeds and Wakefield have risen – significantly in Wakefield.

ACTION/RESPONSE

- As more people are diverted away from offending the cohort of those offenders tracked for re-offending reduces, and with that it is the more challenging offenders with complex needs that are measured and this can impact on the re-offending rate. The number of actual offenders has reduced for adults from 21,253 (Dec 12) to 19,572 (Dec 13) and for youths from 2,194 (Dec 12) to 1,805 (Dec 13).
- I continue to be a member of the Strategic Group for the South and West Yorkshire resettlement consortia project, looking to improve the resettlement outcomes of young people leaving custody, and support this project in whatever way I am able.
- The police and partners are continuing with Integrated Offender Management (IOM), looking at new ways for teams to engage with partners and communities to deal with offenders. The IOM team was praised by the HMIC PEEL inspection, who found passionate and focussed staff and use of victim-centred restorative justice with convicted offenders. The HMIC PEEL inspection also highlighted the police use of tagging prolific offenders released from prison with **Global Navigation Satellite System** tags.
- Following an internal review IOM is being refreshed across West Yorkshire, with Bradford being the most advanced in terms of implementation. Offenders will now be managed based on the risk they pose rather than the type of offence that had been committed including offenders of domestic abuse, child sexual exploitation, and other violence as well as for traditional acquisitive crimes. I have asked to be made aware of the financial benefits of this IOM process.

OBJECTIVE: PROTECT THOSE WHO ARE AFFECTED BY DOMESTIC ABUSE

Repeat victim rate for domestic crime across West Yorkshire



| | 12 months to December 2014 | 12 months to December 2015 | Difference |
|----------------|----------------------------|----------------------------|------------|
| Bradford | 36.7% | 37.3% | +0.6% |
| Calderdale | 36.2% | 41.6% | +5.4% |
| Kirklees | 32.0% | 36.1% | +4.1% |
| Leeds | 35.4% | 35.9% | +0.5% |
| Wakefield | 29.2% | 31.7% | +2.5% |
| West Yorkshire | 34.4% | 36.3% | +1.9% |

COMMENTARY

- The repeat victimisation rate for domestic abuse has continued to rise slightly to 36.3% for West Yorkshire for the 12 months to December period. This increase was predicted following changes to the way in which domestic incidents are recorded. The changes allow for more repeat victims to be identified and thus is seen as a positive.
- The largest increases have been seen in Calderdale and Kirklees.
- None of these changes are at a statistically significant level.

ACTION / RESPONSE

- I have raised the rising repeat victimisation rate for domestic abuse in previous meetings with the Chief Constable who has reassured me that this is due to improved identification of victims and should be seen as a positive. Further analytical work is going to be carried out into how many times these repeat victims have been a victim of domestic violence.
- Domestic abuse has been prioritised in the latest WYP Strategic Assessment, local and tactical responses have been scrutinised, and Common Standards for interviews have been implemented based on HMIC recommendations.

OBJECTIVE: INCREASE THE IDENTIFICATION OF THOSE CHILDREN AT RISK OF HARM

| West Yorkshire | | | |
|---------------------------------|--------------|--------------|-----------------|
| | Apr-Dec 2014 | Apr-Dec 2015 | Trend over Time |
| Volume of safeguarding activity | 9,797 | 12,177 | Improving |

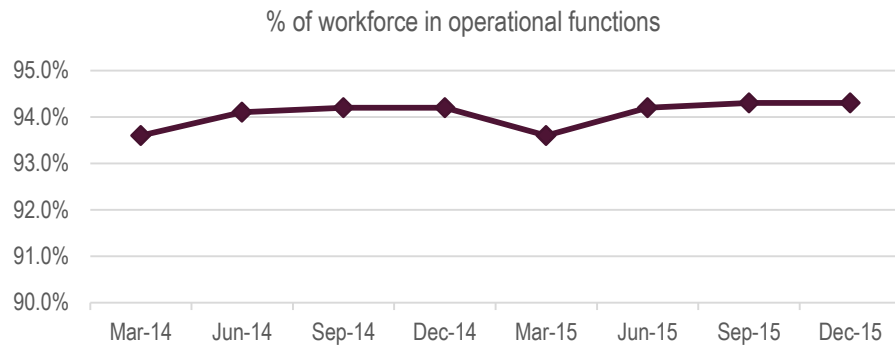
COMMENTARY

- Activities included in this measure range from investigations, arrests for child abuse (physical, emotional, sexual and neglect), child protection conferences/review conferences, children removed from home, provision of information to family law courts and for child licences for children returning home (placement with parents).
- The number of children protected through safeguarding activity is gradually increasing as a result of increased focus which is seen as a positive. In the 2014/15 period there were 13,701 activities where children were protected during the year (a 14% increase on the previous year).
- In the first 9 months of 2015/16 12,177 children were protected through safeguarding activity which was significantly higher than the same period last year where 9,797 were.

ACTION / RESPONSE

- I have been working closely with experts and practitioners to ensure that we are doing everything we can to protect children at risk of harm. In May 2015 I appointed a Safeguarding Coordinator to work within the OPCC to oversee the work that we, the police and partners are doing to safeguard the vulnerable including children and adults.
- West Yorkshire Police is placing greater emphasis on safeguarding vulnerable victims and this is shown in the increasing and more complex investigations and recorded crime for non-recent and current CSE and also domestic abuse.
- I have made extra funding available to West Yorkshire Police for increased capacity in this area and have allocated £61,000 to fund a number of initiatives through my Safer Communities Fund which are focussed on protecting vulnerable people from harm such as Child Sexual Exploitation (CSE). Whilst over £400,000 has been given to projects which include a focus on young people.

OBJECTIVE: MAXIMISE THE PROPORTION OF POLICE OFFICERS ENGAGED IN OPERATIONAL ACTIVITY



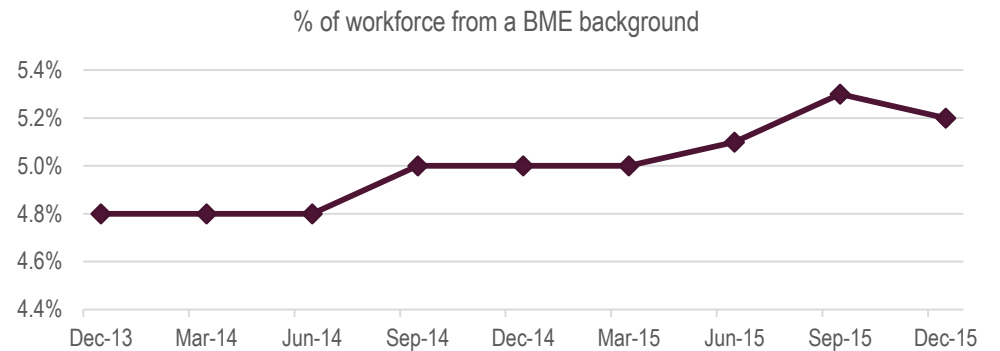
COMMENTARY

- The proportion of the West Yorkshire Police workforce engaged in operational activity remains consistently high and despite a slight reduction earlier in the year it currently stands at 94.1%.
- This stability reflects a continued success in spite of the £103m budget reduction since 2009/10, and it is important to remember that West Yorkshire also spends a lower percentage of its budget on operational front line than its most similar forces, whilst still maintaining a high proportion of its workforce in operational roles.
- Whilst the number of calls received by the police remains fairly stable (1,436,148 in 2014/15) many of these are much more complex meaning that more time and resources are required to deal with them for example safeguarding, cyber or cyber-enabled crime.
- West Yorkshire Police are also looking at options to deploy officers directly via their handheld devices to calls in order to improve efficiency. This follows a national piece of work by the NPCC, which I will follow closely.

ACTIONS/RESPONSE

- I am committed to protecting our frontline staff and have recently raised the policing element of council tax in West Yorkshire in order to generate additional funds for use in frontline policing. I will also be working closely with the force and local community safety partnerships to ensure that resources are allocated appropriately across the county.

OBJECTIVE: STRIVE FOR A POLICE WORKFORCE THAT IS REPRESENTATIVE OF THE COMMUNITIES IT SERVES



| Workforce type | BME | White | Not stated | % BME |
|--------------------|------------|--------------|------------|-------------|
| Police officer | 241 | 4,399 | 5 | 5.2% |
| Police staff | 146 | 3,755 | 5 | 3.7% |
| Special constables | 98 | 873 | 6 | 10.1% |
| Volunteers | 20 | 188 | 248 | 9.6% |
| Total | 505 | 9,215 | 264 | 5.2% |

COMMENTARY

- The percentage of the workforce from a BME background has held stable at 5.2% in the past 12 months; which is a positive improvement given the limited options for recruitment over the past few years which tried to encourage people from BME backgrounds and other under-represented groups to join.

ACTION/RESPONSE

- West Yorkshire Police has actively tried to encourage people from BME backgrounds to join the police in order to be more representative of the diverse communities within West Yorkshire. The latest recruitment of special constables has increased the BME percentage to 9.6% which is a significant improvement.
- I am supporting a new Special Constable recruitment campaign which aims to increase the numbers of Special Constables to 1,500 by May 2016, we currently have just short of 1,000 over 700 of which are fully trained and deployable.