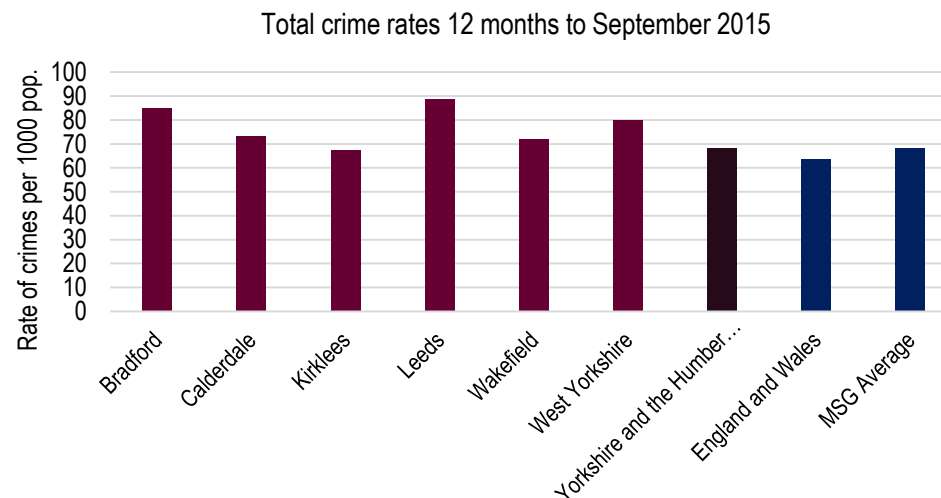
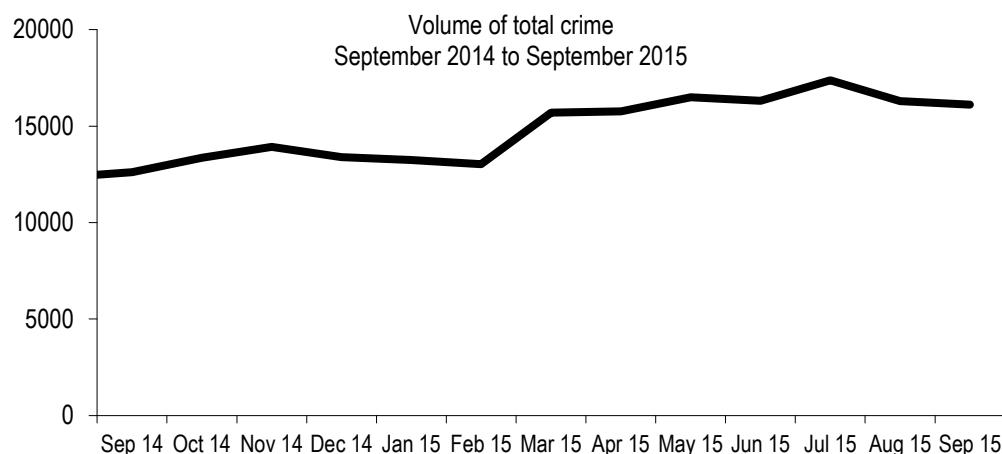


# OBJECTIVE: MAKE COMMUNITIES SAFER AND FEEL SAFER BY TACKLING ALL FORMS OF CRIME



Recorded Crime	West Yorks	Bradford	Calderdale	Kirklees	Leeds	Wakefield
12 mths to Sept 14	-6.5%	-4.0%	-7.2%	-6.0%	-7.5%	-8.2%
12 mths to Sept 15	+18.9%	+14.9%	+21.4%	+23.4%	+18.7%	20.2%
Volume (to Sept 2015)	181,003	44,935	15,213	28,962	68,037	23,856

## COMMENTARY

- There were 181,003 crimes recorded in West Yorkshire in the 12 months to September 2015. This is an increase of 32.4% compared to the same quarter last year.
- These increases have been anticipated following efforts to improve crime recording practices and mirror national trends. It is expected that figures will begin to reach the “new normal” towards the end of 2015.
- The police recorded crime data for the 12 months to June 2015 ranked West Yorkshire as 39<sup>th</sup> nationally with a crime rate of 74.6 crimes per 1000 population.
- The number of calls being received and logged as crime incidents are not increasing, meaning the majority of crime increases will be due to changes in administrative practices around crime recording.

\* see glossary for definition of MSG.

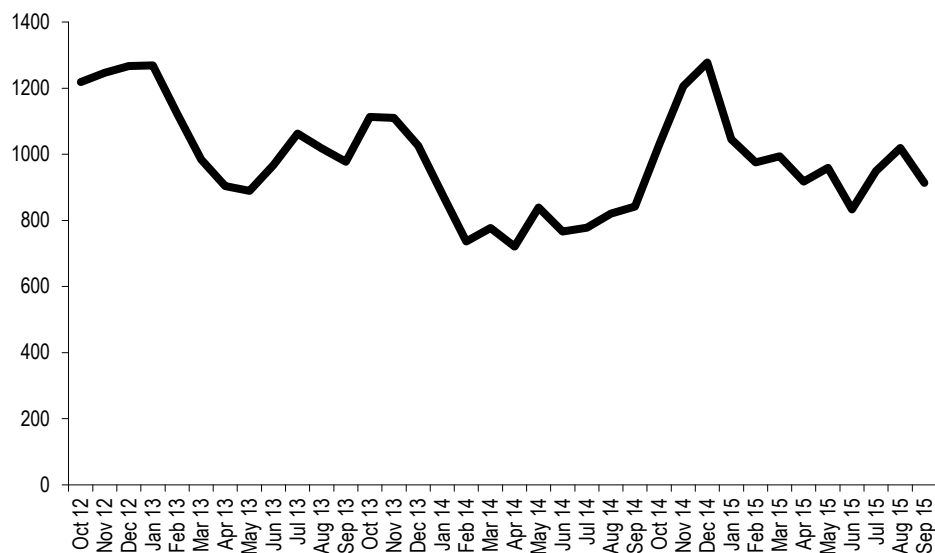
## ACTION / RESPONSE

- As of May 2015 the police have been carrying out audits into total crime alongside the burglary and serious sexual offence audits that they already undertook. The compliance rate for total crime as of September 2015 stood at 86.6%.
- I continue to monitor crime rates regularly and discuss in detail emerging trends with the Chief Constable. My team and I work closely with West Yorkshire Police to make sure that we fully understand what increases are genuine and which are due to recording changes.
- I have recently raised genuine increases in shoplifting and theft of vehicle which have increased by (8%) and (27%) respectively, and have been reassured by the Chief Constable that action plans have been put in place to reduce these crimes where possible.
- HMIC have recently recognised the efforts of West Yorkshire Police to remedy their crime recording practices, which is encouraging to see.
- It is important to understand that changing crime levels are not only impacted by crime data integrity but also by reducing budgets. The HMIC initially estimated that the police should be able to maintain service delivery with cuts of up to 12%, however since March 2010 the West Yorkshire Police budget has reduced by approximately 20%. Unfortunately this is likely to have a negative effect on crime levels going forward.

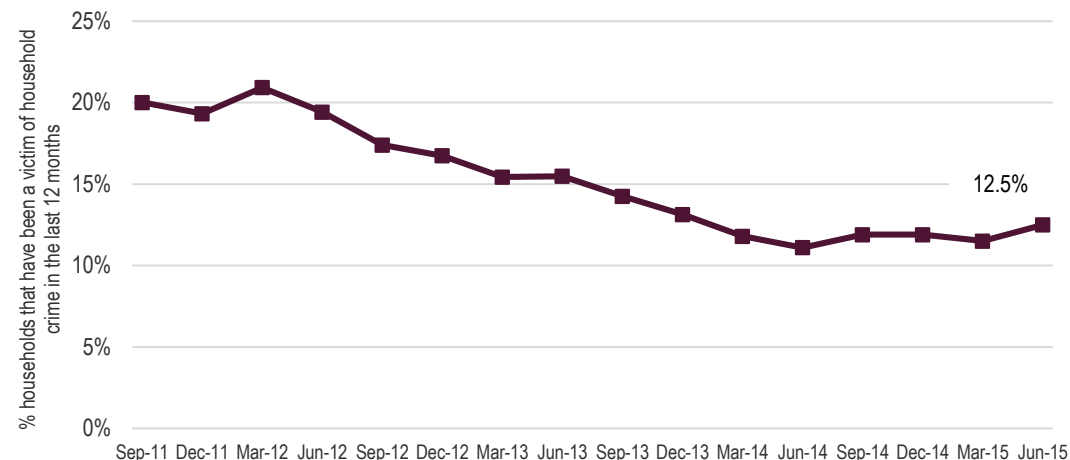
<sup>1</sup> The regional and national data relates to the 12 months to June 2015.

# OBJECTIVE: REDUCE THE RISK OF DOMESTIC BURGLARY IN WEST YORKSHIRE

Volume of domestic burglary October 2012 to September 2015



Risk of household crime



Recorded domestic burglary	West Yorks	Bradford	Calderdale	Kirklees	Leeds	Wakefield
12 mths to Sept 14	-19.5%	-19.8%	+2.1%	-19.3%	-20.9%	-28.7%
12 mths to Sept 15	+16.4%	+7.4%	-14.5%	+13.0%	+30.2%	+22.4%
Volume (to Sept 15)	12,120	3,185	757	1,922	5,227	1,029

## COMMENTARY

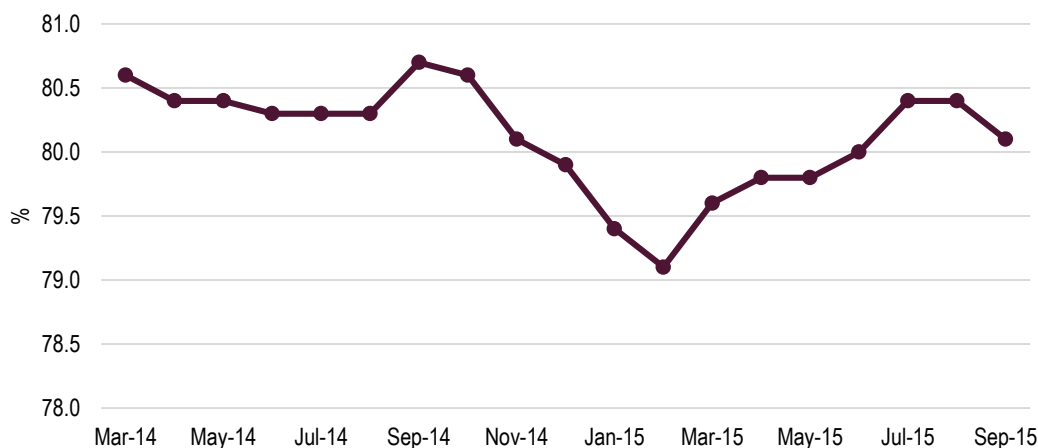
- Domestic burglary reduced by 1.4% over the 2014/15 period and West Yorkshire Police have managed to maintain their 7<sup>th</sup> position in the MSG.
- However as with total crime, the figure has risen by 16.4% (to 12,120), when the 12 months to September 2015 are compared to the 12 months to September 2014. The MSG average had actually decreased slightly by 1.9% in the 12 months to June 2015.
- In addition, the July-September 2015 figure was an 18.1% increase in domestic burglary compared to the same quarter the previous year.
- Again this is largely due to improved recording practice, particularly in relation to multi-occupancy dwellings which must now be recorded as multiple offences. This change has affected the Leeds district most significantly due to the high number of shared accommodation such as student halls.
- The Crime Survey for England and Wales data to June 2015 identifies that 12.5% of households surveyed have been a victim of household crime showing a reduced risk since December 2014 and having the fourth lowest risk of similar police areas.

## ACTION/RESPONSE

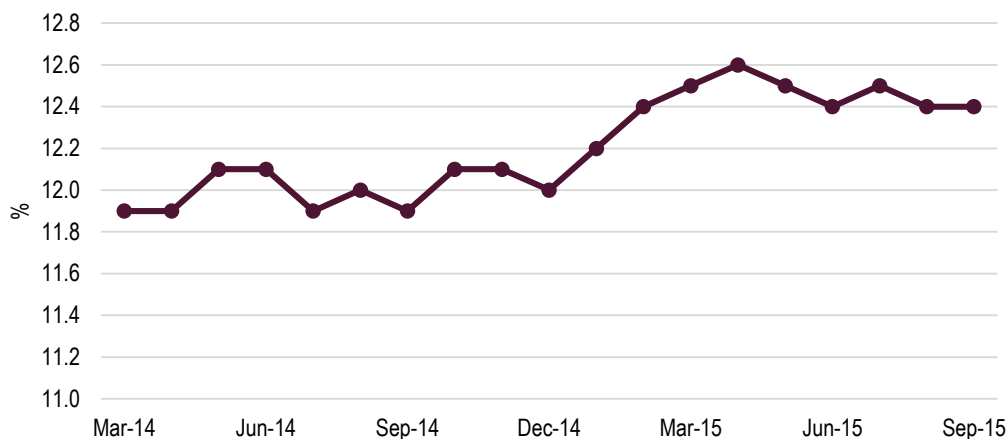
- I am pleased to see that the domestic burglary figures appear to be levelling out again following an initial rise linked to improved crime recording.
- The police have implemented monthly audits to measure compliance with crime recording standards, and all districts now generally attract a rating of "good" or "excellent".
- The incident to crime recording compliance for West Yorkshire stands at 96.5% in September 2015, an increase from 82.3% in Jan 2015. There is a lot of work ongoing within the police service to increase crime recording standards, including educational training around immediate recording of crimes, and a new process that includes a fixed period of time to review and rectify all instances of failed compliance.
- I discussed the rising burglary rate in Leeds with the police who informed me that the increase in residential building sites and subsequent thefts, combined with increased scrutiny and rigour around crime recording compliance, will have both contributed to the greater increase in Leeds.
- In May 2015 I took part in a successful joint burglary and crime prevention web chat with West Yorkshire Police crime prevention officer. We received a range of questions in relation to preventing burglaries and were able to provide advice and reassurance to members of the public.

# OBJECTIVE: RESPOND TO REPORTS OF ANTI-SOCIAL BEHAVIOUR (ASB) IN A WAY THAT VICTIMS AND COMMUNITIES ARE HAPPY WITH

Satisfaction with anti-social behaviour service delivery



Proportion of residents who believe ASB has increased in their local area



% of residents that are satisfied with ASB service delivery	West Yorks	Bradford	Calderdale	Kirklees	Leeds	Wakefield
12 mths to Sept 14	80.7%	74.0%	78.9%	83.6%	84.4%	81.0%
12 mths to Sept 15	80.1%	79.5%	76.7%	77.0%	82.4%	80.9%

% of residents saying ASB has got worse over the last 12 months	West Yorks	Bradford	Calderdale	Kirklees	Leeds	Wakefield
12 mths to Sept 14	11.9%	16.0%	8.1%	10.2%	11.3%	11.1%
12 mths to Sept 15	12.4%	17.0%	8.9%	9.4%	11.9%	11.5%

## COMMENTARY

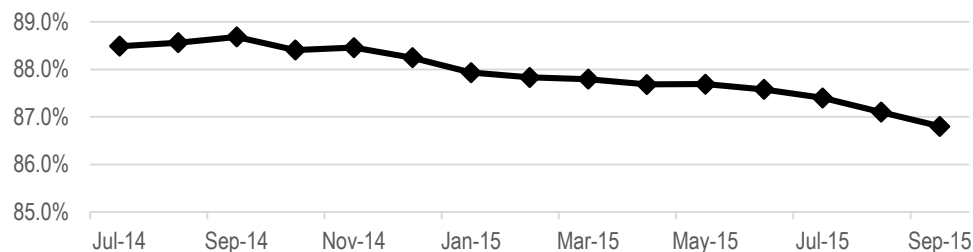
- 80.1% of ASB victims are satisfied with the service that they have received in West Yorkshire, on a par with the last quarter. There has however, been a large decrease in Kirklees, while Bradford is now seeing significant increases in satisfaction.
- The proportion of people who believe that ASB has increased in their local area has been steady over the past year.
- The number of ASB incidents for the period April-August 2015 has reduced across West Yorkshire by 18.2% to 25,842. The majority of incidents are youth related (8,864) or neighbour related (5,250).
- The repeat ASB rate has decreased by 1.2% to 21.9% over the same period, with Calderdale seeing an increase of 2.3% and Leeds a reduction of 3.2%. The highest repeat rate is in Bradford (25.2%).

## ACTION/RESPONSE

- I previously raised concerns in relation satisfaction with ASB service delivery with the Chief Constable, particularly in relation to Bradford where it had dropped significantly. As a result West Yorkshire Police focused on ways to improve this through their local accountability meetings and devised a specific action plan. I am pleased to see that the ASB satisfaction rate in Bradford has increased and is now in line with the West Yorkshire average. However there remains an issue with satisfaction linked to contacting the police, and I will continue to monitor this with the Chief Constable on a regular basis to ensure that levels do not deteriorate across the board.
- I have also recently discussed the processes that West Yorkshire Police use in tackling ASB, including the way risk and vulnerability are identified, and am reassured that all levels of risk are being dealt with in the appropriate manner. While the increase in the repeat ASB rate in Calderdale has increased, the number of repeat incidents is low.
- The HMIC PEEL inspection graded West Yorkshire as good at effectively tackling anti-social behaviour, noting a number of good initiatives with a focus on prevention and reduction in and around schools, good partnership approaches with agencies seeing ASB as part of their core business, and evidence that ASB reports received by partner hubs are risk assessed (around vulnerability, repeat victims, hate crime and mental health), correctly recorded and victim-centred. This will again be assessed as part of the upcoming PEEL effectiveness inspection.
- Through my Safer Communities Fund I supported 80 projects across West Yorkshire involved in the delivery of anti-social behaviour projects with over £350,000 allocated, such as helping to fund the Bradford Summer Camps.

## OBJECTIVE: IMPROVE THE QUALITY OF SUPPORT PROVIDED TO VICTIMS OF CRIME AND INCIDENTS

Overall satisfaction levels  
July 2014 - September 2015



Satisfaction with service delivery	12 months to September 2014	12 months to September 2015	Trend over time
Overall	88.7%	86.8%	-1.9%

### COMMENTARY

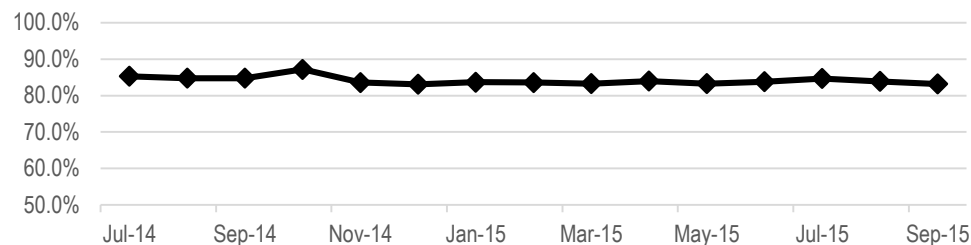
- The overall victim satisfaction level for the 12 months to September 2015 stands at 86.8% which is a slight but not significant reduction of 1.9% from the same period last year. The police have managed to maintain relatively high levels of overall victim satisfaction and was ranked 3<sup>rd</sup> in its MSG as of June 2015.

### ACTION/RESPONSE

- Although victim satisfaction levels are reducing slightly I am pleased that West Yorkshire Police have managed to maintain comparatively high levels in the face of such severe cuts.
- I have raised the slight reduction with the Chief Constable who has explained that the drop is largely a result of changing the way that officers are deployed to calls. Due to the increasing demands being placed on the police, calls are now reviewed according to a new risk assessment which takes into account vulnerability, threat and harm. This means that certain calls which may have been attended previously are now dealt with at the first opportunity by the call handler. However where there is a need for police officer to attend in order to reassure a vulnerable victim or follow available lines of enquiry they will still attend.
- I will continue to monitor performance in these areas and will work with the police to ensure that attendance at calls is appropriate and victim satisfaction remains a focus.

## OBJECTIVE: IMPROVE THE OUTCOMES FOR VICTIMS OF HATE CRIME INCIDENTS

Racist Incidents satisfaction levels  
July 2014 - September 2015



Satisfaction with service delivery	12 months to September 2014	12 months to September 2015	Trend over time
Racist incidents only	84.8%	83.2%	-1.6%

### COMMENTARY

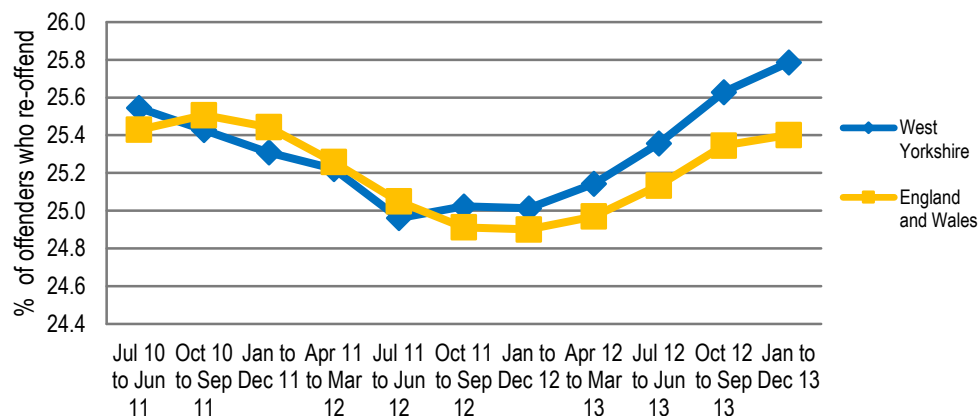
- The reduction in racist incident satisfaction of 1.6% is not statistically significant but is still an indication of potential issues.
- Analysis shows that the deterioration has previously been linked to how victims are kept informed, and with treatment, however work has been done to address this and the reductions now appear to be levelling out.

### ACTION/RESPONSE

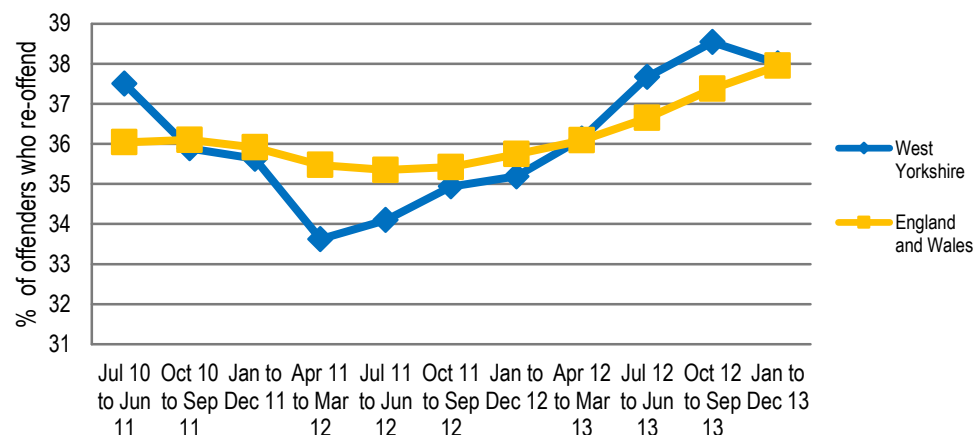
- Racist incident satisfaction remains a key focus for me and West Yorkshire Police and we will continue to work together to reduce the trend and improve the service for victims.
- A victim satisfaction survey for victims of all hate crime is being mandated by the Home Office. West Yorkshire Police have adopted this from April 2015. It covers five hate strands; racist, disability, faith, sexual orientation and transphobia.
- There has been a 20% increase in the number of racially and religiously aggravated offences of 1,787 in the 12 months to September, which is partially due to increasing cohesion issues but is also a reflection of increasing confidence in the reporting of such crimes.
- I raised the issue of declining outcome rates for racially and religiously aggravated offences in the previous meetings, which has now been rectified meaning that previously outstanding cases have been finalised.

# OBJECTIVE: REDUCE THE RE-OFFENDING OF PERSISTENT CRIMINALS WHO CAUSE HARM IN OUR COMMUNITIES

Proven re-offending rates for adults



Proven re-offending rates for young people



Adult proven re-offending rates	West Yorks	Bradford	Calderdale	Kirklees	Leeds	Wakefield
12 mths to Dec 12	25.0%	24.4%	23.4%	23.6%	26.3%	25.1%
12 mths to Dec 13	25.8%	26.0%	27.4%	23.2%	27.0%	24.3%
Number of re-offenders	5,008	1,218	412	739	1,952	687

Youth proven re-offending rates	West Yorks	Bradford	Calderdale	Kirklees	Leeds	Wakefield
12 mths to Dec 12	35.2%	34.7%	40.4%	36.0%	34.7%	33.3%
12 mths to Dec 13	38.0%	34.0%	46.4%	38.2%	40.0%	33.1%
Number of re-offenders	686	160	64	117	289	56

## COMMENTARY

- These re-offending measures are based on all adult and young offenders in West Yorkshire and draws on data published by the Ministry of Justice.
- The latest data for adults, for the 12 months to December 2013, which stood at 25.8%, showing a stable re-offending rate across time. This is slightly higher than the national average.
- The latest data for young people, for the 12 months to December 2013, stood at 38.0%. This is in line with the national average.
- The re-offending rate for adults in Calderdale and young people in Leeds has significantly increased.

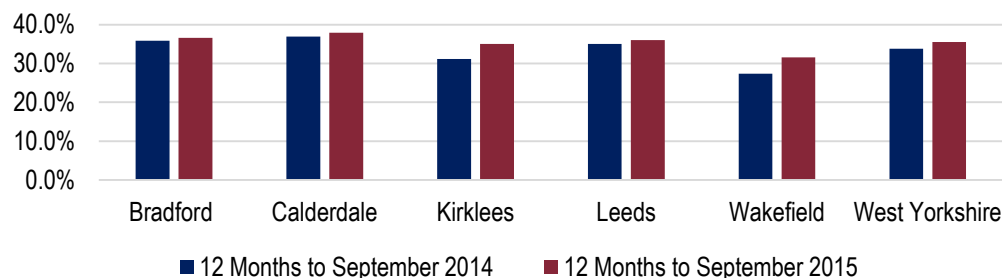
## ACTION/RESPONSE

- As more people are diverted away from offending the cohort of those offenders tracked for re-offending reduces, and with that it is the more challenging offenders with complex needs that are measured and this can impact on the re-offending rate. The number of actual offenders has reduced for adults from 21,253 (Dec 12) to 19,422 (Dec 13) and for youths from 2,194 (Dec 12) to 1,805 (Dec 13).
- I continue to be a member of the Strategic Group for the South and West Yorkshire resettlement consortia project, looking to improve the resettlement outcomes of young people leaving custody, and support this project in whatever way I am able.
- The police and partners are continuing with Integrated Offender Management (IOM), looking at new ways for teams to engage with partners and communities to deal with offenders. The IOM team was praised by the HMIC PEEL inspection, who found passionate and focussed staff and use of victim-centred restorative justice with convicted offenders. The HMIC PEEL inspection also highlighted the police use of tagging prolific offenders released from prison with **Global Navigation Satellite System** tags. This has proven to be an effective tool for desistance from crime, although it remains a voluntary scheme, with the majority of offenders tracked not returning to police custody.
- Following an internal review IOM is being refreshed across West Yorkshire, with Bradford being the most advanced in terms of implementation. Offenders will now be managed based on the risk they pose rather than the type of offence that had been committed. Offenders of domestic abuse, child sexual exploitation, and other violence as well as for traditional acquisitive crimes. I have asked to be made aware of the financial benefits of this IOM process.



## OBJECTIVE: PROTECT THOSE WHO ARE AFFECTED BY DOMESTIC ABUSE

Repeat victim rate for domestic crime across West Yorkshire



	12 months to September 2014	12 months to September 2015	Difference
Bradford	35.9%	36.6%	+0.7%
Calderdale	36.9%	37.9%	+1.0%
Kirklees	31.2%	35.0%	+3.8%
Leeds	35.0%	36.0%	+1.0%
Wakefield	27.4%	31.6%	+4.2%
West Yorkshire	33.8%	35.5%	+1.7%

### COMMENTARY

- The repeat victimisation rate for domestic abuse has continued to rise slightly to 35.9% for West Yorkshire for April to September 2015 period. This increase was predicted following changes to the way in which domestic incidents are recorded. The changes allow for more repeat victims to be identified and thus is seen as a positive.
- The largest increases have been seen in Wakefield and Kirklees.
- None of these changes are at a statistically significant level.

### ACTION / RESPONSE

- I raised this the rising repeat victimisation rate for domestic abuse with the Chief Constable who reassured me that this is due to improved identification of victims and should be seen as a positive. Further analytical work is going to be carried out into how many times these repeat victims have been a victim of domestic violence.
- West Yorkshire Police are in the process of reviewing the way that domestic abuse offenders are dealt with as they have recognised a gap between the way that they are managed compared to volume crime offenders. Integrated Offender Management is being refreshed to give more focus on high risk offenders including perpetrators of domestic abuse.

## OBJECTIVE: INCREASE THE IDENTIFICATION OF THOSE CHILDREN AT RISK OF HARM

West Yorkshire			
	Apr-Sept 2014	Apr-Sept 2015	Trend over Time
Volume of safeguarding activity	6,532	8,154	Improving

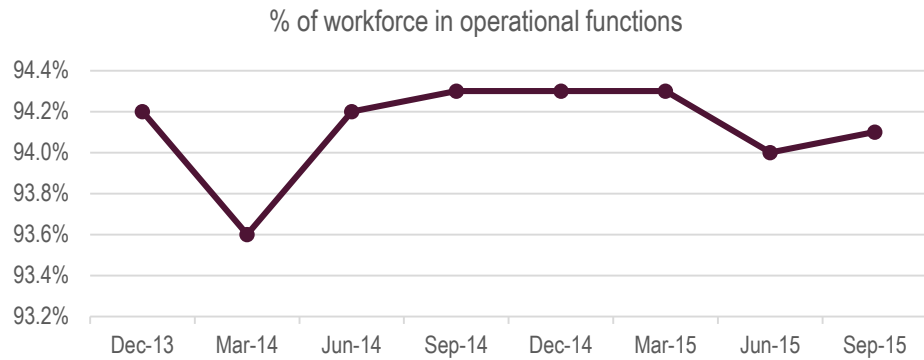
### COMMENTARY

- Activities included in this measure range from investigations, arrests for child abuse (physical, emotional, sexual and neglect), child protection conferences/review conferences, children removed from home, provision of information to family law courts and for child licences for children returning home (placement with parents).
- The number of children protected through safeguarding activity is gradually increasing as a result of increased focus which is seen as a positive. In the 2014/15 period there were 13,701 activities where children were protected during the year (a 14% increase on the previous year).
- The number of CSE incidents reported has increased by 41% from 398 in 2014/15 to 563 2015/16 (estimate).

### ACTION / RESPONSE

- I have been working closely with experts and practitioners to ensure that we are doing everything we can to protect children at risk of harm. In May 2015 I appointed a Safeguarding Coordinator to work within the OPCC to oversee the work that we, the police and partners are doing to safeguard the vulnerable including children and adults.
- West Yorkshire Police is placing greater emphasis on safeguarding vulnerable victims and this is shown in the increasing and more complex investigations and recorded crime for non-recent and current CSE and also domestic abuse.
- I have made extra funding available to West Yorkshire Police for increased capacity in this area and have allocated £61,000 to fund a number of initiatives through my Safer Communities Fund which are focussed on protecting vulnerable people from harm such as Child Sexual Exploitation (CSE). Whilst over £400,000 has been given to projects which include a focus on young people.
- Safeguarding has been a key priority this year and resources have been aligned to ensure the appropriate level of focus is given to the vulnerable. I have funded an additional 120 officers and 24 civilian investigators working in this area.

## OBJECTIVE: MAXIMISE THE PROPORTION OF POLICE OFFICERS ENGAGED IN OPERATIONAL ACTIVITY



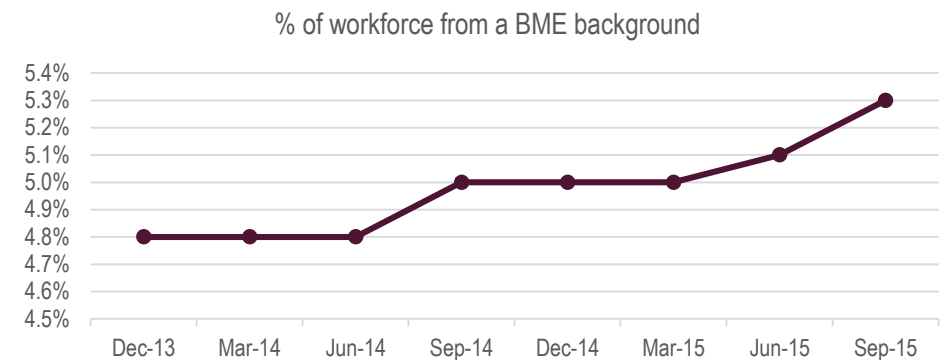
### COMMENTARY

- The proportion of the West Yorkshire Police workforce engaged in operational activity remains consistently high and despite a slight reduction in the last quarter it currently stands at 94.1%.
- This stability reflects a continued success in spite of the £103m budget reduction since 2009/10, and it is important to remember that West Yorkshire also spends a lower percentage of its budget on operational front line than its most similar forces, whilst still maintaining a high proportion of its workforce in operational roles.
- Whilst the number of calls received by the police remains fairly stable (1,436,148 in 2014/15) many of these are much more complex meaning that more time and resources are required to deal with them for example safeguarding, cyber or cyber-enabled crime.
- West Yorkshire Police are also looking at options to deploy officers directly via their handheld devices to calls in order to improve efficiency. This follows a national piece of work by the NPCC, which I will follow closely.

### ACTIONS/RESPONSE

- I am committed to protecting our frontline staff and have supported the recruitment of Special Constables to assist this. In the past 12 months Special Constables have dedicated over 156,000 hours to supporting policing in West Yorkshire. I have asked for an update on the recruitment and use of Special Constables from the Chief Constable in my next Community Outcomes Meeting in January.

## OBJECTIVE: STRIVE FOR A POLICE WORKFORCE THAT IS REPRESENTATIVE OF THE COMMUNITIES IT SERVES



Workforce type	BME	White	Not stated	% BME
Police officer	245	4,437	8	5.2%
Police staff	143	3,722	9	3.7%
Special constables	89	839	7	9.6%
Volunteers	33	175	318	15.9%
<b>Total</b>	<b>510</b>	<b>9,173</b>	<b>342</b>	<b>5.3%</b>

### COMMENTARY

- The percentage of the workforce from a BME background has risen to 5.3% in the past 12 months; which is a positive improvement given the limited options for recruitment.

### ACTION/RESPONSE

- West Yorkshire Police has actively tried to encourage people from BME backgrounds to join the police in order to be more representative of the diverse communities within West Yorkshire. The latest recruitment of special constables has increased the BME percentage to 9.6% which is a significant improvement.
- I am supporting a new Special Constable recruitment campaign which aims to increase the numbers of Special Constables to 1,500 by May 2016, we currently have just short of 1,000 over 700 of which are fully trained and deployable.