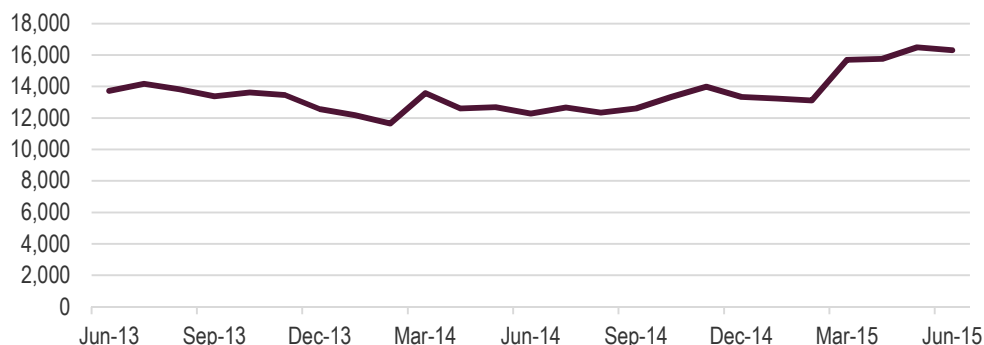
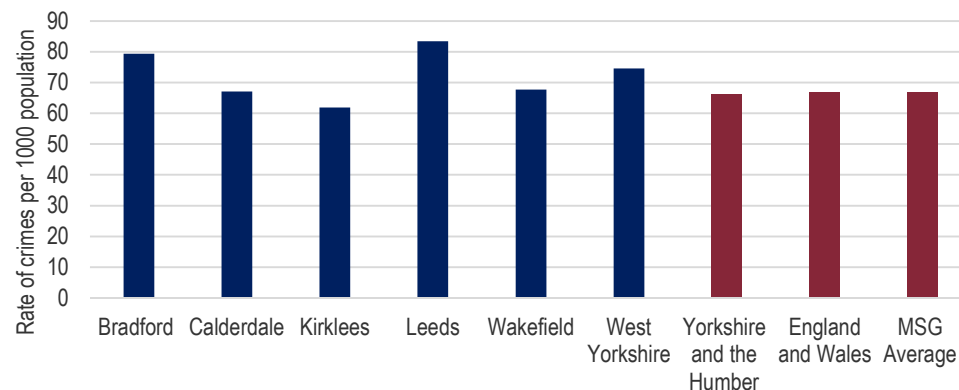


# OBJECTIVE: MAKE COMMUNITIES SAFER AND FEEL SAFER BY TACKLING ALL FORMS OF CRIME

Volume of total crime  
June 2013 to June 2015



Total crime 12 months to June 2015<sup>1</sup>



Recorded crime	West Yorks	Bradford	Calderdale	Kirklees	Leeds	Wakefield
12 mths to Jun 14	-4%	-1%	+/-0%	-6%	-5%	-5%
12 mths to Jun 15	+8%	+5%	+5%	+12%	+9%	+10%
Volume (to Jun 15)	168,908	41,885	13,910	26,709	63,965	22,448

## COMMENTARY

- There were 168,908 crimes recorded in West Yorkshire in the 12 months to June 2015. This is an increase of 8% (12,959 crimes) when compared to the 12 months to June 2014. For the 12 months to March 2015 the MSG average had increased by 2.4%.
- There has also been an increase in recorded crime between this quarter (Apr-June 2015) and the same quarter last year of 29.2%.
- This increase has been anticipated and is largely due to improvements in crime recording processes as West Yorkshire Police implement the recommendations from Her Majesty's Inspectorate of Constabulary (HMIC) inspection into Crime Data Integrity (CDI).
- The police recorded crime data for the 12 months to March 2015 ranked West Yorkshire as 37<sup>th</sup> nationally, which is an improvement from 41<sup>st</sup> in June 2014.
- The number of calls being received and logged as crime incidents are not increasing, meaning the majority of crime increases will be due to changes in administrative practices around crime recording.

\* see glossary for definition of MSG.

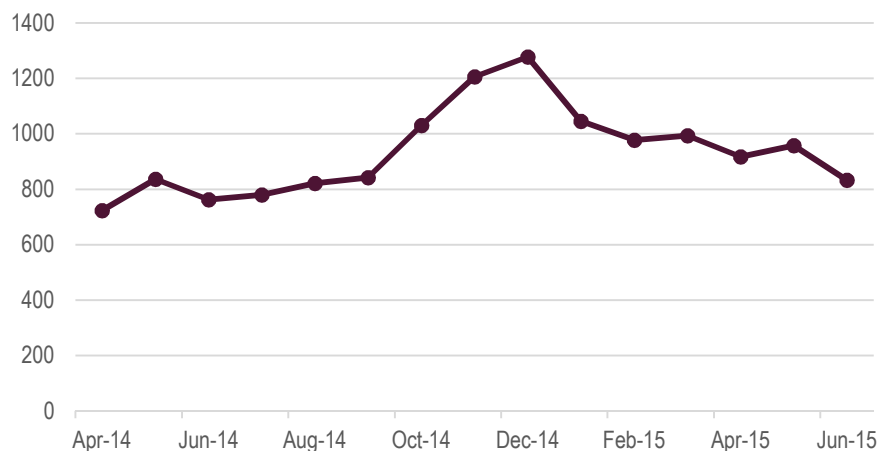
## ACTION / RESPONSE

- The increases in total crime in West Yorkshire reflect national trends and will likely continue to increase until the end of 2015.
- As of May 2015 the police have been carrying out audits into total crime alongside the burglary and serious sexual offence audits that they already undertook. The compliance rate for total crime as of June 2015 stood at 86.4%.
- We need to ensure that we can fully differentiate between any genuine crime increases and those which are the result of improved recording. Genuine increases are being seen in safeguarding activity rather than volume crime, however we have seen some real increases in certain crimes, for example "other theft" has risen by 16% in the last quarter, including a 62% increase of dishonest use of electricity. Although there are a number of factors causing these increases (including CDI), they can also be linked to austerity; dishonest use of electricity can be impacted by struggling families, cannabis farms, and human trafficking.
- I will continue to support the police in their efforts to make genuine reductions in crime and improved service to the public, and my team will regularly look at performance in this area highlighting any issues or concerns.
- It is important to understand that changing crime levels are not only impacted by crime data integrity but also by reducing budgets. The HMIC initially estimated that the police should be able to maintain service delivery with cuts of up to 12%, however since March 2010 the West Yorkshire Police budget has reduced by approximately 20%. Unfortunately this is likely to have a negative effect on crime levels going forward.

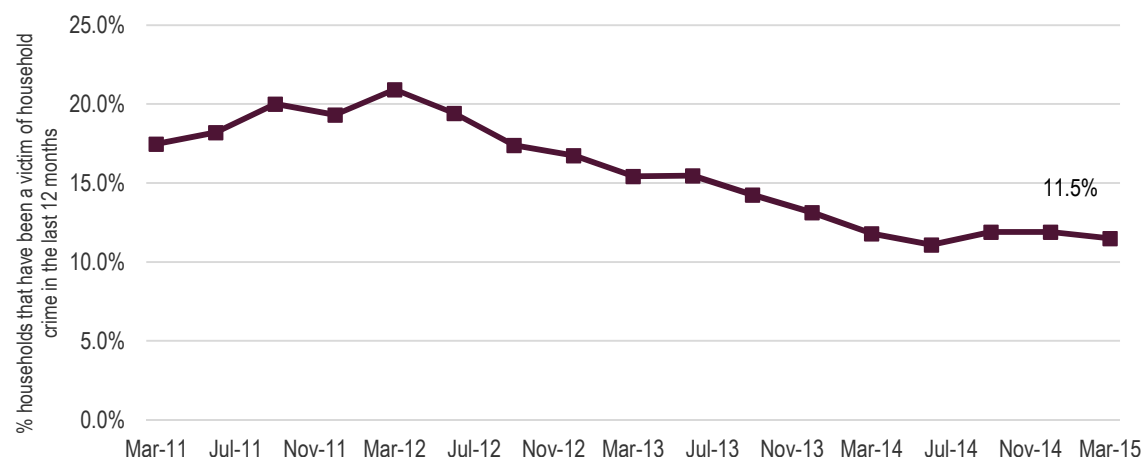
<sup>1</sup> The regional and national data relates to the 12 months to December 2014.

# OBJECTIVE: REDUCE THE RISK OF DOMESTIC BURGLARY IN WEST YORKSHIRE

Volume of domestic burglaries from April 2014 June 2015



Risk of household crime



## COMMENTARY

- Domestic burglary reduced by 1.4% over the 2014/15 period and West Yorkshire Police have managed to maintain their 7<sup>th</sup> position in the MSG.
- However as with total crime, the figure has risen by 6% (to 11,679), when the 12 months to June 2015 are compared to the 12 months to June 2014. The MSG average had actually decreased slightly by 2.0% in the 12 months to March 2015 but this is in line with similar reversing trends.
- In addition, the April-June 2015 figure was a 16.6% increase in domestic burglary compared to the same quarter the previous year.
- Again this is largely due to improved recording practice, particularly in relation to multi-occupancy dwellings which must now be recorded as multiple offences. This change has affected the Leeds district most significantly due to the high number of shared accommodation such as student halls. This work has now been completed and as a result this quarter's (Apr-Jun 15) burglary level in Leeds is 19% lower than the previous quarter (Jan-Mar 15).
- The Crime Survey for England and Wales data to March 2015 identifies that 11.5% of households surveyed have been a victim of household crime showing a reduced risk since December 2014 and having the second lowest risk of similar police areas.

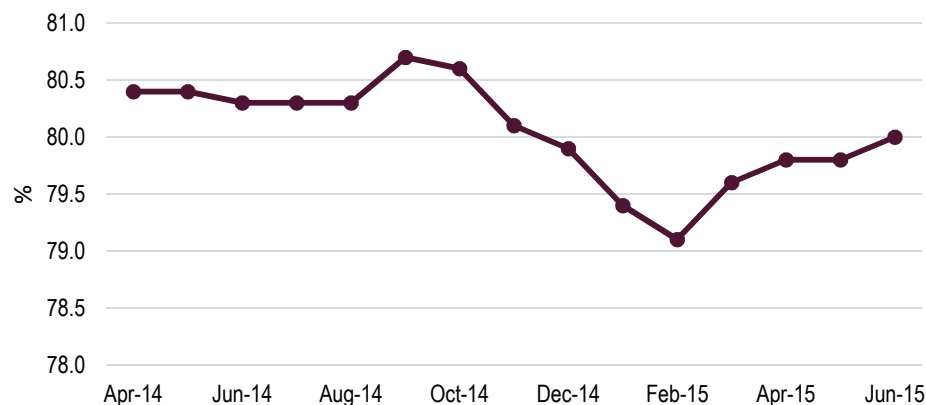
Recorded domestic burglary	West Yorks	Bradford	Calderdale	Kirklees	Leeds	Wakefield
12 mths to June 14	-15.0%	-17.4%	+2.5%	-11.5%	-17.0%	-18.2%
12 mths to June 15	+5.9%	+0.8%	-18.9%	-1.0%	+19.7%	-1.4%
Volume (to June 15)	11,679	3,099	753	1,828	5,074	925

## ACTION/RESPONSE

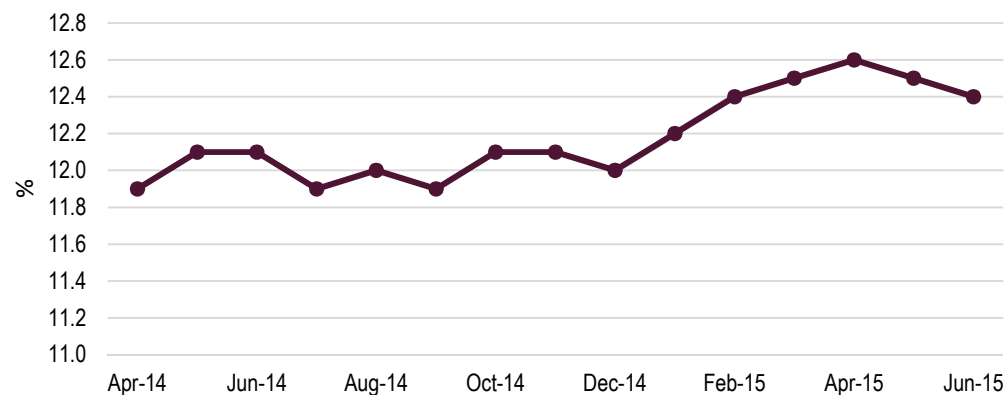
- I am pleased to see that the domestic burglary figures appear to be levelling out again following an initial rise linked to improved crime recording.
- The incident to crime recording compliance has increased to 92.7% in June 2015 from 82.3% in Jan 2015. There is a lot of work ongoing within the police service to increase crime recording standards, including educational training around immediate recording of crimes, and a new process that includes a fixed period of time to review and rectify all instances of failed compliance.
- The police have implemented monthly audits to measure compliance with crime recording standards, and all districts now attract a rating of "good" or "excellent".
- I discussed the rising burglary rate in Leeds with the police who informed me that the increase in residential building sites and subsequent thefts, combined with increased scrutiny and rigour around crime recording compliance, will have both contributed to the increase in Leeds.
- In May 2015 I took part in a successful joint burglary and crime prevention web chat with West Yorkshire Police crime prevention officer. We received a range of questions in relation to preventing burglaries and were able to provide advice and reassurance to members of the public.

## OBJECTIVE: RESPOND TO REPORTS OF ANTI-SOCIAL BEHAVIOUR (ASB) IN A WAY THAT VICTIMS AND COMMUNITIES ARE HAPPY WITH

Satisfaction with anti-social behaviour service delivery



Proportion of residents who believe that ASB has increased in their local area



% of residents that are satisfied with ASB service delivery	West Yorks.	Bradford	Calderdale	Kirklees	Leeds	Wakefield
12 mths to June 14	80.3%	73.2%	79.9%	81.9%	84.2%	81.1%
12 mths to June 15	80.0%	78.8%	73.5%	79.6%	82.3%	80.5%

% of residents saying ASB has got worse over the last 12 months	West Yorks.	Bradford	Calderdale	Kirklees	Leeds	Wakefield
12 mths to June 14	12.1%	16.1%	8.7%	12.1	11.2%	11.6%
12 mths to June 15	12.4%	16.7%	8.9%	10.4%	11.6%	11.7%

### COMMENTARY

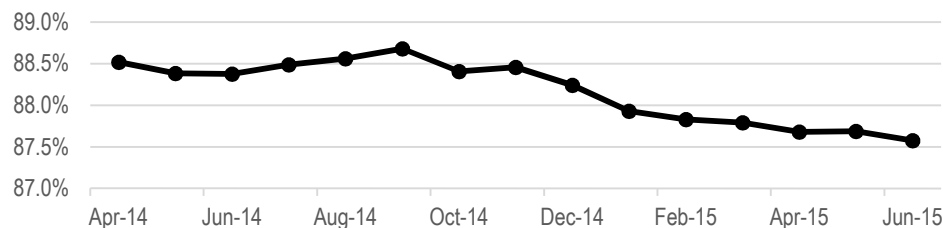
- 80.0% of ASB victims are satisfied with the service that they have received in West Yorkshire, which is a slight increase since the last quarter. We have however seen decreases across all districts aside from Bradford.
- The proportion of people who believe that ASB has increased in their local area has been steady over the past year with a recent rise to March 2015. During the latest quarter this has reduced slightly but not significantly which is generally in line with seasonal trends.

### ACTION/RESPONSE

- I have previously raised concerns in relation to the levels of satisfaction with ASB service delivery with the Chief Constable over the past year, particularly in relation to Bradford where it had dropped significantly. As a result West Yorkshire Police focused on ways to improve this through their local accountability meetings and devised a specific action plan. I am pleased to see that this trend is now reversing and the ASB satisfaction rate in Bradford has increased and is now more in line with the West Yorkshire average (78.8% compared to 80.0%). I will continue to monitor this with the Chief Constable to ensure that the improved levels are maintained.
- The HMIC PEEL inspection graded West Yorkshire as good at effectively tackling anti-social behaviour, noting a number of good initiatives with a focus on prevention and reduction in and around schools, good partnership approaches with agencies seeing ASB as part of their core business, and evidence that ASB reports received by partner hubs are risk assessed (around vulnerability, repeat victims, hate crime and mental health), correctly recorded and victim-centred. This will again be assessed as part of the upcoming PEEL effectiveness inspection.
- Through my Safer Communities Fund I have supported 80 projects across West Yorkshire involved in the delivery of anti-social behaviour projects with over £350,000 allocated, such as helping to fund the Bradford Summer Camps.
- For more information on how I have helped the police and partners to tackle ASB in the past year please see my annual report at [www.westyorkshire-pcc.gov.uk/](http://www.westyorkshire-pcc.gov.uk/).

## OBJECTIVE: IMPROVE THE QUALITY OF SUPPORT PROVIDED TO VICTIMS OF CRIME AND INCIDENTS

Overall satisfaction levels  
April 2014 - June 2015



Satisfaction with service delivery	12 months to June 2014	12 months to June 2015	Trend over time
Overall	88.4%	87.6%	-0.8%

### COMMENTARY

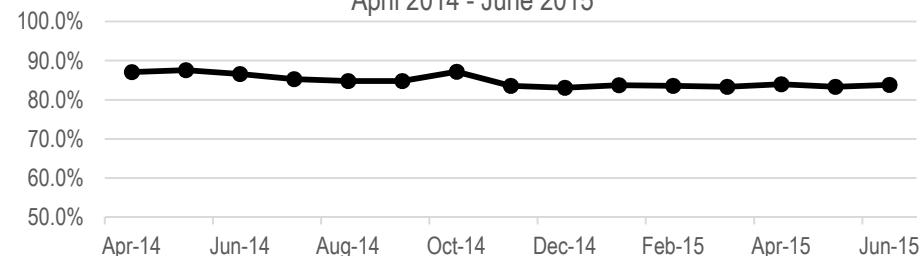
- The overall victim satisfaction level for the 12 months to June 2015 stands at 87.6% which is a slight but not significant reduction of 0.8% from the same period last year. The police have managed to maintain relatively high levels of overall victim satisfaction and is currently ranked 2<sup>nd</sup> in its MSG as of March 2015.

### ACTION/RESPONSE

- I am pleased that West Yorkshire Police have maintained such high satisfaction levels during severe cuts and difficult circumstances, and have commended the Chief Constable recently on all the hard work staff have put in.
- Even though overall performance in this area is strong, in recent months I have raised a number of issues with the Chief Constable in relation to specific elements of satisfaction and localised issues. The Chief Officer team are working to reinforce the message to staff that all interactions with the public should be courteous and professional.
- I will continue to monitor performance in these areas and hope to see improvements in the coming months.
- The OPCC are currently leading a working group aimed at gaining the views of our victims to see where improvements to services can be made.

## OBJECTIVE: IMPROVE THE OUTCOMES FOR VICTIMS OF HATE CRIME INCIDENTS

Racist incidents satisfaction levels  
April 2014 - June 2015



Satisfaction with service delivery	12 months to June 2014	12 months to June 2015	Trend over time
Racist incidents only	86.6%	83.8%	-2.8%

### COMMENTARY

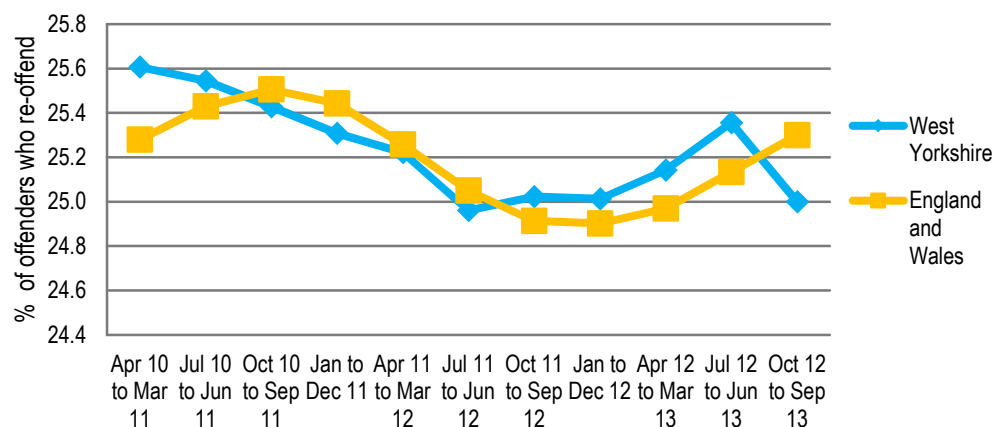
- The reduction in racist incident satisfaction of 2.8% is not statistically significant but is still an indication of potential issues.
- Analysis shows that the deterioration appears to be linked to reductions in satisfaction with how victims are kept informed, and with treatment.

### ACTION/RESPONSE

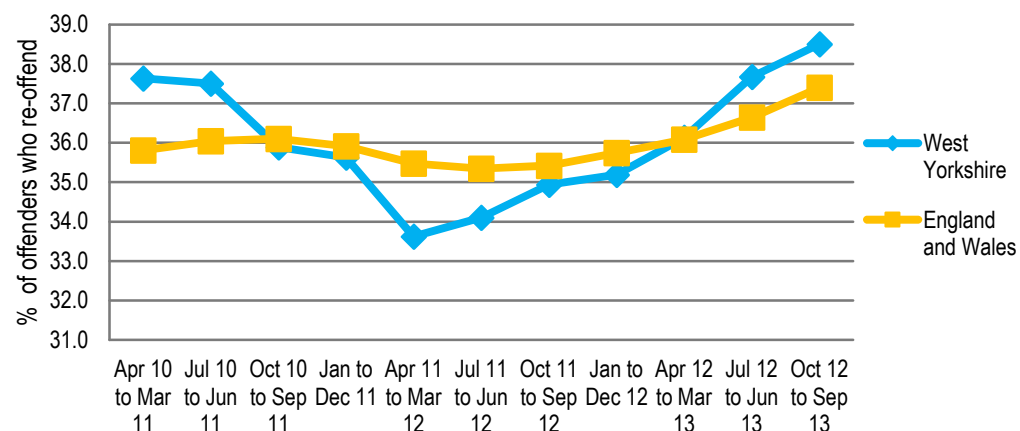
- This too has been raised with the Chief Constable in previous meetings who has assured me that the necessary care is being given.
- Racist incident satisfaction remains a key focus for me and West Yorkshire Police and we will continue to work together to reduce the trend and improve the service for victims.
- A victim satisfaction survey for victims of all hate crime is being mandated by the Home Office. West Yorkshire Police have adopted this from April 2015. It covers five hate strands; racist, disability, faith, sexual orientation and transphobia.
- The previous decline of those satisfied with treatment seems to have plateaued in recent months and as of June 2015 stood at 92.2%, which is now closer to the June 2014 rate of 92.9%.
- Racially and religiously aggravated offences have increased across West Yorkshire by 20% from 1,489 to 1,787, which can be linked to the emergence of potential a rise in cohesion issues.

# OBJECTIVE: REDUCE THE RE-OFFENDING OF PERSISTENT CRIMINALS WHO CAUSE HARM IN OUR COMMUNITIES

Proven re-offending rates for adults



Proven re-offending rates for young people



Adult proven re-offending rates	West Yorks	Bradford	Calderdale	Kirklees	Leeds	Wakefield
12 mths to Sep 12	25.0%	24.5%	23.2%	23.5%	25.9%	26.0%
12 mths to Sep 13	25.6%	26.1%	26.0%	23.4%	26.8%	24.1%
Number of re-offenders	19,603	4,678	1,513	3,165	7,306	2,941

Youth proven re-offending rates	West Yorks	Bradford	Calderdale	Kirklees	Leeds	Wakefield
12 mths to Sep 12	34.9%	36.0%	39.4%	34.6%	34.5%	31.7%
12 mths to Sep 13	38.5%	35.5%	47.8%	37.3%	39.9%	36.0%
Number of re-offenders	1,767	462	134	276	717	178

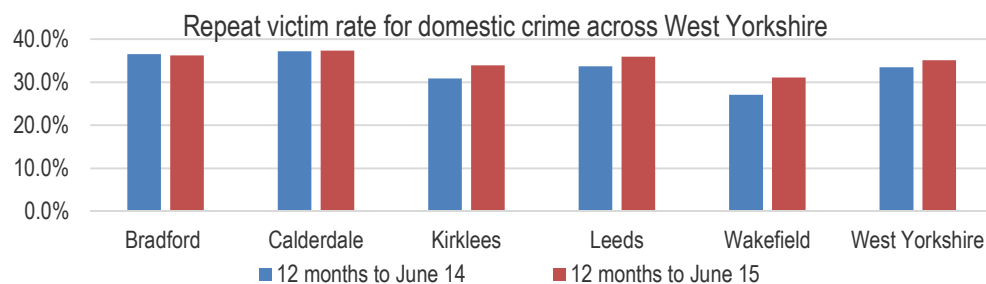
## COMMENTARY

- These re-offending measures are based on all adult and young offenders in West Yorkshire and draws on data published by the Ministry of Justice.
- The latest data for adults, for the 12 months to September 2013, which stood at 25.6%, showing a stable re-offending rate across time. This is slightly higher than the national average.
- The latest data for young people, for the 12 months to September 2013, stood at 38.5%. This is now showing a significant increase, and has become higher than the national average.
- The re-offending rate for young people in Leeds has significantly increased.

## ACTION/RESPONSE

- As more people are diverted away from offending the cohort of those offenders tracked for re-offending reduces, and with that it is the more challenging offenders with complex needs that are measured and this can impact on the re-offending rate. The number of actual offenders has reduced for adults from 21,868 (Sep 12) to 19,603 (Sep 13) and for youths from 2,433 (Sep 12) to 1,767 (Sep 13).
- I continue to be a member of the Strategic Group for the South and West Yorkshire resettlement consortia project, looking to improve the resettlement outcomes of young people leaving custody, and support this project in whatever way I am able.
- The police and partners are continuing with Integrated Offender Management (IOM), looking at new ways for neighbourhood policing teams to engage with partners and communities to deal with offenders. The IOM team was praised by the HMIC PEEL inspection, who found passionate and focussed staff and use of victim-centred restorative justice with convicted offenders. IOM is currently being refreshed across West Yorkshire.
- The HMIC PEEL inspection also highlighted the police use of tagging prolific offenders released from prison with Global Navigation Satellite System tags. This pilot has proven to be an effective tool for desistance from crime, and it has been rolled out across all of the policing districts, although it remains a voluntary scheme.
- A joint inspection of Wakefield Youth Offending Team acknowledged that work to deliver interventions to reduce re-offending was satisfactory, performance has improved and good quality work was delivered which was designed to improve engagement.

## OBJECTIVE: PROTECT THOSE WHO ARE AFFECTED BY DOMESTIC ABUSE



	Year to June 2014	Year to June 2015	Difference
Bradford	36.5%	36.2%	-0.3%
Calderdale	37.2%	37.3%	+0.1%
Kirklees	30.9%	33.9%	+3.0%
Leeds	33.7%	35.9%	+2.2%
Wakefield	27.1%	31.1%	+4.0%
West Yorkshire	33.5%	35.1%	+1.6%

### COMMENTARY

- The repeat victimisation rate for domestic abuse has continued to rise slightly by 1.6% across West Yorkshire. This increase was predicted following changes to the way in which domestic incidents are recorded. The changes allow for more repeat victims to be identified and thus is seen as a positive.
- The largest increases have been seen in Wakefield and Kirklees.
- None of these changes are at a statistically significant level.

### ACTION / RESPONSE

- Domestic abuse has been prioritised in the latest force strategic assessment and corporate and local tactical responses were subject to scrutiny. Action plans include a number of recommendations from recent HMIC inspections including the implementation of the common standard for interview for victims based on risk and revised DASH forms (Domestic Abuse Stalking and Harassment) which will be available on all handheld devices.
- West Yorkshire Police are currently reviewing the way that domestic abuse offenders are dealt with as they have recognised a gap between the way that they are managed compared to volume crime offenders. Integrated Offender Management is being refreshed to give more focus on high risk offenders including perpetrators of domestic abuse.

## OBJECTIVE: INCREASE THE IDENTIFICATION OF THOSE CHILDREN AT RISK OF HARM

West Yorkshire			
	12 months to June 2014	12 months to June 2015	Trend over Time
Volume of safeguarding activity	13,394	14,845	Improving

### COMMENTARY

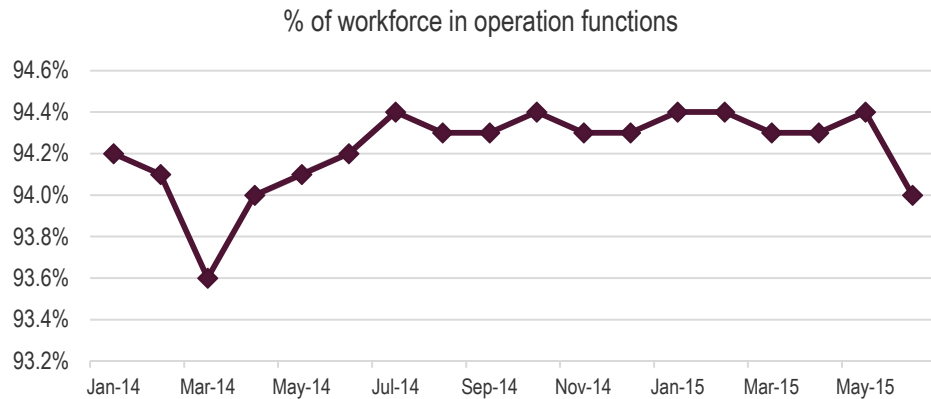
- Activities included in this measure range from investigations, arrests for child abuse (physical, emotional, sexual and neglect), child protection conferences/review conferences, children removed from home, provision of information to family law courts and for child licences for children returning home (placement with parents).
- The number of children protected through safeguarding activity is gradually increasing as a result of increased focus which is seen as a positive.

### ACTION / RESPONSE

- I have been working closely with experts and practitioners to ensure that we are doing everything we can to protect children at risk of harm.
- In May 2015 I appointed a Safeguarding Coordinator to work within the OPCC to oversee the work that we, the police and partners are doing to safeguard the vulnerable including children and adults.
- I have also made extra funding available to West Yorkshire Police for increased capacity in this area and have allocated £61,000 to fund a number of initiatives through my Safer Communities Fund which are focussed on protecting vulnerable people from harm such as Child Sexual Exploitation (CSE). Whilst over £400,000 has been given to projects which include a focus on young people in general.
- HMIC recently carried out an inspection into child protection within West Yorkshire Police which provided mixed feedback; overall there was strong evidence of good practice and a heavy focus on child protection, there were also concerns regarding the lack of consistency across the districts and the standard of CSE investigations.
- Safeguarding has been a key priority this year and resources have been aligned to ensure the appropriate level of focus is given to the vulnerable. I have funded an additional 120 officers and 24 civilian investigators working in this area.



## OBJECTIVE: MAXIMISE THE PROPORTION OF POLICE OFFICERS ENGAGED IN OPERATIONAL ACTIVITY



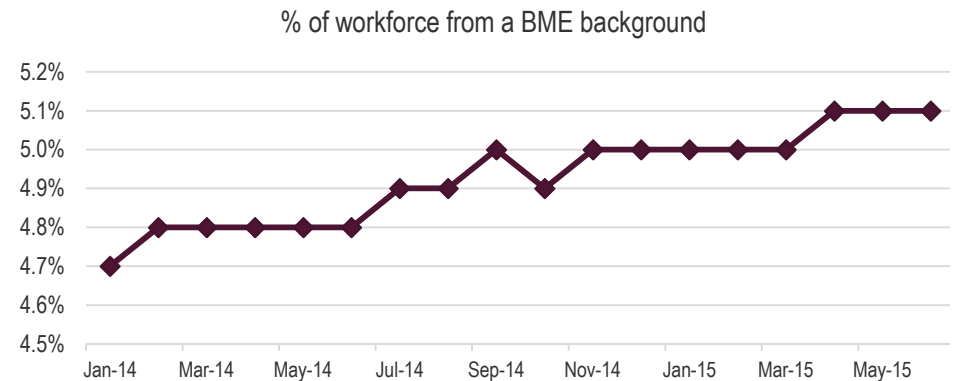
### COMMENTARY

- The proportion of the West Yorkshire Police workforce engaged in operational activity remains consistently high despite a slight reduction in the last month to 94.0%, and reductions in staff numbers.
- This stability reflects a continued success in spite of the £103m budget reduction since 2009/10, and it is important to remember that West Yorkshire also spends a lower percentage of its budget on operational front line than its most similar forces, whilst still maintaining a high proportion of its workforce in operational roles.
- Whilst the number of calls received by the police remains fairly stable (1,436,148 in 2014/15) many of these are much more complex meaning that more time and resources are required to deal with them for example safeguarding, cyber or cyber-enabled crime.
- There has also been 4,300 hand held devices rolled out across the police which enable staff to stay out in the public more, rather than in the station.

### ACTIONS/RESPONSE

- I am committed to trying to protect front line policing as far as is practicable in the face of steep cuts and have made additional funding available for recruitment of police officers, PCSOs and Special Constables.
- The police continue to try to work more efficiently and effectively and as part of this team accountability meetings take place weekly to unpick workload and productivity, to ensure that adequate staffing and processes are in place.

## OBJECTIVE: STRIVE FOR A POLICE WORKFORCE THAT IS REPRESENTATIVE OF THE COMMUNITIES IT SERVES



Workforce type	BME	White	Not stated	% BME
Police officer	249	4,503	8	5.2%
Police staff	142	3,710	15	3.7%
Special constables	84	794	9	9.5%
Volunteers	22	173	362	13.3%
<b>Total</b>	<b>497</b>	<b>9,180</b>	<b>394</b>	<b>5.1%</b>

### COMMENTARY

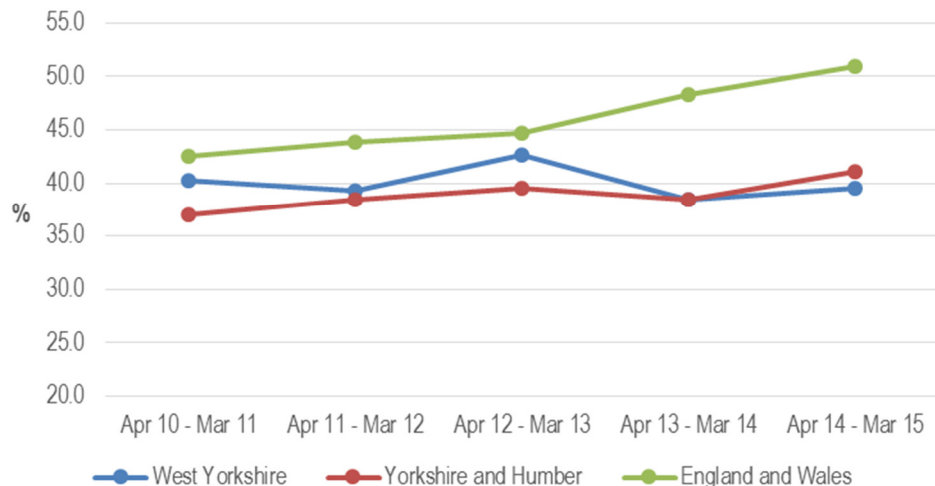
- The percentage of the workforce from a BME background has risen to 5.1% in the past 12 months; although this is still disproportionate to the overall population it is an improvement.
- Unfortunately due to reduced recruitment at present, this is a difficult element to improve. There has been a slight improvement as a result of the special constable recruitment, which will hopefully continue over the next year.

### ACTION/RESPONSE

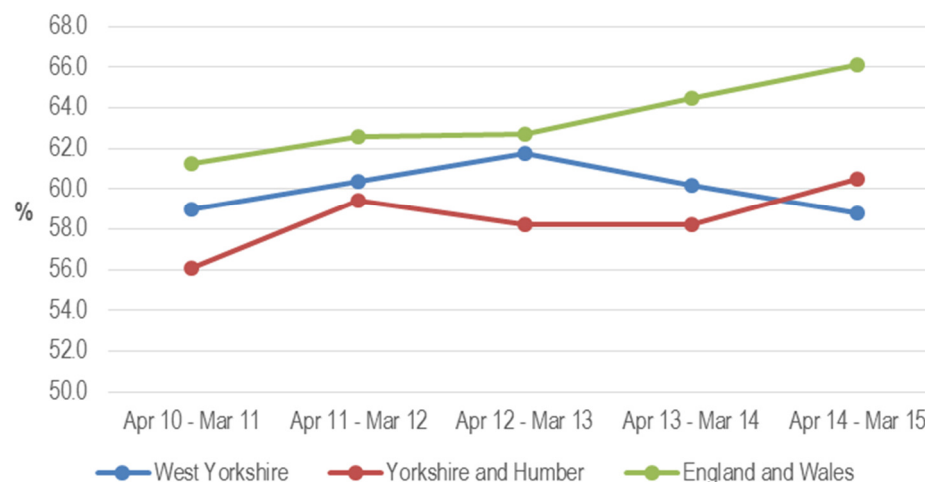
- West Yorkshire Police has actively tried to encourage people from BME backgrounds to join the police in order to be more representative of the diverse communities within West Yorkshire. The latest recruitment of special constables has increased the BME percentage to 9.5% which is a significant improvement.
- Special constable recruitment has continued throughout the last 12 months, and a further 71 Special constables were appointed on the weekend of 7/8 March 2015 taking the total strength to 842 (314 of these being in training).

# OBJECTIVE: INCREASE THE CONFIDENCE OF COMMUNITIES BY WORKING WITH PARTNERS IN THE CRIMINAL JUSTICE SYSTEM

Proportion of respondents in West Yorkshire who are confident that the criminal justice system is effective



Proportion of respondents in West Yorkshire who are confident that the criminal justice system is fair



## COMMENTARY

- For the year to March 2015 39% of the public believed that the criminal justice system in West Yorkshire is effective whilst 59% believed it to be fair.
- This data is based on results from the Crime Survey for England and Wales (CSEW) and is only available annually.
- While previously the results for West Yorkshire were similar to the results for England and Wales overall, this has changed since March 2014, with confidence that the criminal justice system is effective and fair now being significantly different from the national average, although they are in line with the Yorkshire and Humber region.

	12 mths to March 14	12 mths to March 15	Trend over time	
% confident that the CJS is effective	38.5%	39.5%	+1.0%	Slight improvement*
% confident that the CJS is fair	60.2%	58.8%	-1.4%	Slight deterioration*

\*While there appears to have been a change in confidence levels over time this is not a statistically significant change

## ACTION/RESPONSE

- I sit on the Local Criminal Justice Board (LCJB) and am able to work with partners regarding issues affecting performance and public perceptions directly with other criminal justice agencies. Where appropriate my staff also attend sub group meetings around victims and witnesses and efficiency and effectiveness.
- While the performance measures here look at the whole of the criminal justice system and are only at a West Yorkshire level, confidence in the police (measured by the proportion of people who believe the police are doing an excellent or good job) is monitored locally through my perception survey.
- Confidence in the police to June 2015 stood at 51.2%, and is in line with other similar police areas (comparison for Crime Survey for England and Wales results for the year to March 2015). Confidence has been deteriorating over time and work has previously been undertaken by the police to understand factors affecting public confidence, victim satisfaction and satisfaction of those reporting anti-social behaviour. There are issues around community cohesion starting to emerge, which could be linked to increased awareness of child sexual exploitation and terrorism, and satisfaction with levels of visible police patrol – a driver of public confidence – is deteriorating over time across most areas in West Yorkshire.