



**Police and Crime Commissioner's
DELIVERY QUARTERLY REPORT**

October to December 2020

Keeping West Yorkshire safe and feeling safe

Delivery Quarterly – October to December 2020

1. Current Measures

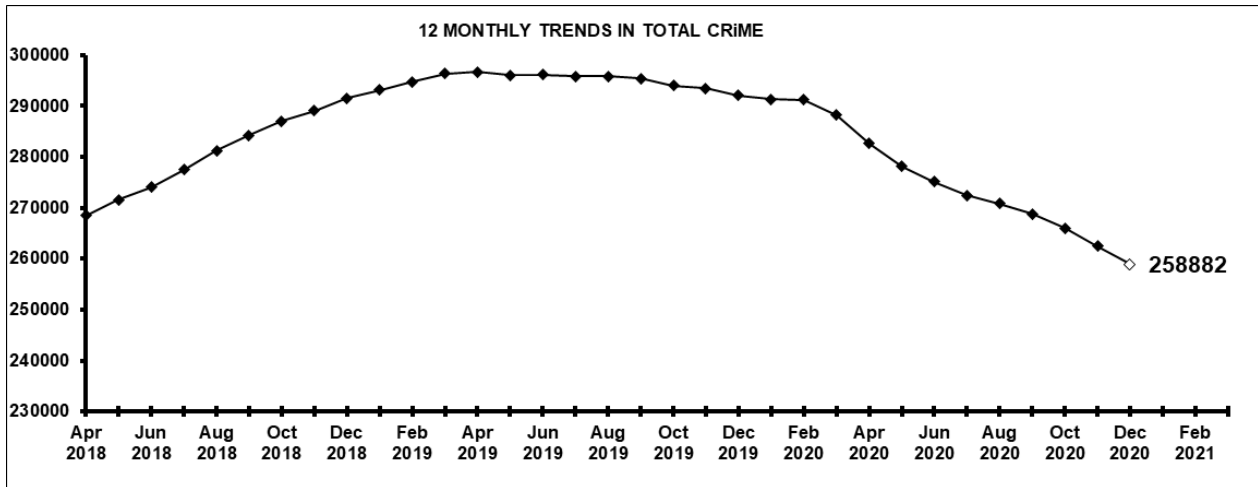
| | Objective | Measures | 12 mnths to Dec 2019 | 12 months to Dec 2020 | Difference | Trend over time | Comment |
|-----------------------------------------------------------------|---------------------------------------------------------------------------------------------|-----------------------------------------------------------------------------------------|------------------------------------|------------------------------------|--------------------------------------|----------------------------------------------------------------------------------------------|---------------------------------------------------------------------------------------------------------------------------------------------------|
| Tackle crime and anti-social behaviour | Reduce the volume of crimes committed in West Yorkshire | Total recorded crime | 292,070 | 258,882 | -33,188 -11.4% | ↓ | |
| | | Experience of household crime (CSEW) | 13.3% | 10.40% | -2.90% | | 12 months to March 2020. CSEW are currently undertaking telephone surveys Force results since March 2020 are unavailable |
| | | Experience of personal crime (CSEW) | 2.80% | 2.80% | 0.00% | | |
| | Reduce ASB in West Yorkshire through prevention and early Intervention | Volume of ASB incidents reported and | 45,290 | 52,475 | 7185 15.9% | ↑ | Volume of ASB continues to increase - see main document for more detail |
| | | Public perception of ASB in the area (CSEW) | 10.90% | 12.30% | 1.40% | ↔ | CSEW measure - see note above re: CSEW surveys |
| | Reduce the reoffending rate in West Yorkshire | Reoffending rates of the managed cohort (WYP Integrated Offender Management programme) | Cohort 1 1.8 Cohort 2 1.1 | Cohort 1 1.2 Cohort 2 1.0 | Cohort 1 -0.6 Cohort 2 -0.1 | ↓ | This is a measure that is for the IOM Nominals on the managed cohort. |
| | More people will feel safe in West Yorkshire | OPCC Your Views Survey – Feeling of safety | June 2020 86% | Oct 2020 79% | | | Your views survey was paused due to the pandemic - these result are from the Community conversation surveys which took place in June and Oct 2020 |
| | Frontline policing will be protected and resourced to deter, detect and deal with criminals | Proportion of police officers in operational roles | 89.60% | 90.00% | 0.40% | ↔ | Figures relate to the percentage of officers in visible operational frontline roles, non-visible frontline roles and frontline support roles. |
| | More people will think the police are doing a good or excellent job in their local area | OPCC Your Views survey - Police doing a 'Good or Excellent' job | June 2020 89% | Oct 2020 89% | | | As Your Views above |
| | More people will be confident that the police and partners will prevent crime and ASB | OPCC Your Views survey - Confidence in the police and partners to prevent Crime and ASB | June 2020 89% | Oct 2020 86.1% | | | As Your Views above |
| Reduce Serious Violent Crime and especially knife enabled crime | Volume of Serious Violent Crime | 1,964 | 1,868 | -96 -4.9% | ↓ | Most Serious Violence has fallen by 4.9% in the past 12 months and by 5.0% since April 2020. | |
| | Proportion that is knife enabled | 2,487 | 2,237 | -250 10.1% | ↓ | Knife crime has fallen by 10.1% in the past 12 months and by 8.6% since April 2020. | |

| | Objective | Measures | 12 mnths to Dec 2019 | 12 months to Dec 2020 | Difference | Trend over time | Comment | |
|-----------------------------------------------------------------------------|------------------------------------------------------------------------------------------------------------------------------------|----------------------------------------------------------------------------------------------------------|-----------------------------------------------------------------------------------------------------------------------|-----------------------------------|----------------|------------------------------------------------------|------------------------------------------------------------------------------------------------------------------------------------|--------------------------|
| Safeguard vulnerable people | The most vulnerable people will be identified and supported | Volume of Repeat Adult Missing Persons | 751 | 459 | -292 -38.9% | ↓ | Relates to the number of (unique) adults who have gone missing more than once in the past 12 mths. | |
| | | Volume of Repeat Children Missing Persons | 1406 | 969 | -437 -31.1% | ↓ | Relates to the number of (unique) children who have gone missing more than once in the past 12 mths. | |
| | The police and partners will work better together to safeguard vulnerable people | Monitor volume of positive outcomes for Domestic Abuse | 5107 | 4694 | -413 -8.1% | ↓ | New measure | |
| | | Positive outcomes for Rape cases | 144 | 252 | 108 75.0% | ↑ | New Measure | |
| | | Monitor volume of Child Sexual Abuse and Exploitation offences | 6,397 614 | 6,114 628 | -283 14 | ↓ ↔ | Following a term upward trend, the number of CSEA offences are now starting to fall. CSE offences are relatively stable | |
| Work to improve Criminal Justice | Increase the confidence of communities in their community safety partners | Your Views survey - Increase confidence in Community Safety Partners | June 2020 89% | Oct 2020 86.1% | | | As Your Views above | |
| | Develop and improve the Criminal Justice System | Progress on actions from LCJB recovery plan | New Measures explained in document - LCJB performance produced 6 monthly - next quarter to include numerical measures | | | | | |
| | Changes to backlog at courts and understanding of case throughput | Use of new LCJB datasets to focus on specific problems | | | | | | |
| | Enhance our service to victims and all criminal justice clients | Victim Satisfaction by Witness Care, numbers accessing support through DA perpetrator programme or L & D | | 64 Q3 only | First cohort | | | DA Perpetrator Programme |
| | | | 2,200 | 2,400 | 200 | ↑ | Liaison and Diversion Programme - see document for more details | |
| Have a police service which is more representative of the people it serves. | Recruitment programmes which promote the employment opportunities at West Yorkshire Police for members of under-represented groups | Officers 6.0% Staff 4.5% | Officers 6.3% Staff 4.9% | Officers 0.3% Staff 0.4% | ↔ | Figures in this table relate to BAME representation. | | |
| Support victims and witnesses | More victims will be satisfied with the level of service they receive from the police | West Yorkshire Police Victim Satisfaction Survey | 75.10% | 77.40% | 2.30% | ↑ | Satisfaction based on all survey types inc crime victims, ASB and Safety & Welfare callers and victims of domestic and hate crime. | |
| | More people who choose to access victims services will be satisfied with the support they receive | Proportion of clients reporting an improvement through access to support services | 26% improvement | 28% improvement | 2.00% | ↑ | | |
| | Improve understanding of victims of crime | Monitor the number of self-referrals to victim services | | Q3 360 referrals | | | New Measure | |
| | Reduction in number of repeat victims | Number of repeat victims for various crime types including Domestic Abuse and Hate Crime | 48.20% | 47.70% | -0.50% | ↓ | Domestic Abuse only available currently | |

2 TACKLING CRIME AND ANTI-SOCIAL BEHAVIOUR

2.1 Objective: Significantly reduce the volume of crimes committed in West Yorkshire

2.1.1 Total Crime



2.1.2 Total Crime **is still reducing** although not at the rates seen earlier in the lockdown.

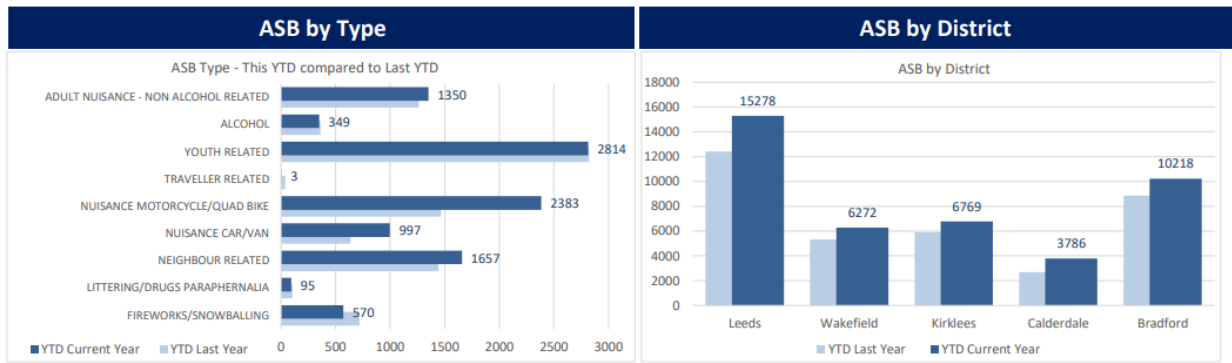
| Recorded Crime | West Yorks. | Bradford | Calderdale | Kirklees | Leeds | Wakefield |
|--------------------------|-------------|----------|------------|----------|---------|-----------|
| 12mths to Dec 19 | +0.2% | -2.3% | -1.2% | +6.3% | +0.2% | -1.1% |
| 12mths to Dec 20 | -11.4% | -8.9% | -11.0% | -12.9% | -13.6% | -8.4% |
| <i>Vol.(Jan – Dec20)</i> | -33,188 | -6594 | -2730 | -6095 | -14,331 | -3438 |

2.1.3 The recently published **ONS crimes statistics** (for the 12 months to September 2020) report an **8.8% reduction** in recorded crime in West Yorkshire. This positive improvement exceeds the **National** trend where a **6.6% reduction** was recorded during the same period. The reduction in crime in West Yorkshire means there have been over 25,000 fewer victims of crime during the past 12 months.

2.2 Levels of Anti-Social Behaviour

2.2.1 As reported in the last Delivery Quarterly, **ASB has increased** month on month. At the start of the pandemic it was reported that ASB increased due to the calls for breaches of COVID regulations being classed as ASB, but this was quickly rectified.

2.2.2 As in previous months, there were increases in the area of Nuisance motorcycle/quad bike and in neighbour related ASB, but a **decrease in youth related nuisance**.



2.2.3 I have regularly discussed the increase in ASB in my meetings with the Chief Constable, in the most recent Delivery Quarterly meeting we discussed the ASVAT (Anti-Social and Vulnerability Analytical Tool) system that West Yorkshire Police use to look at repeat ASB incidents and crimes in the community.

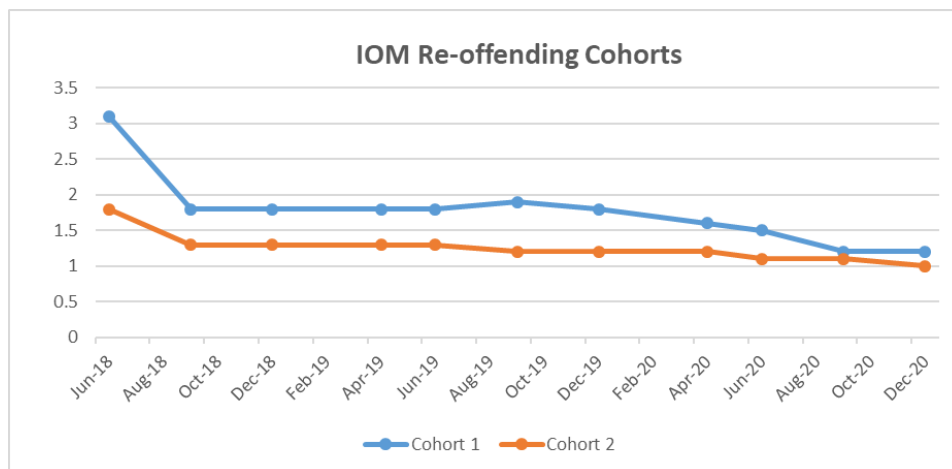
2.2.4 This system was launched in December 2019 and enables officers to **review ASB and vulnerability calls** to minimise and manage risk. Staff can effectively identify **repeat victims** and/or create a Problem Solving Occurrence, which will outline the problem, determine the response and record actions taken.

2.3 Objective: Significantly reduce the reoffending rate in West Yorkshire

2.3.1 **Reoffending rates** taken from Ministry of Justice data record the proportion of offenders released in a given year who go on to reoffend in the following twelve months. The **most recent release** of these figures has been cancelled due to the pandemic

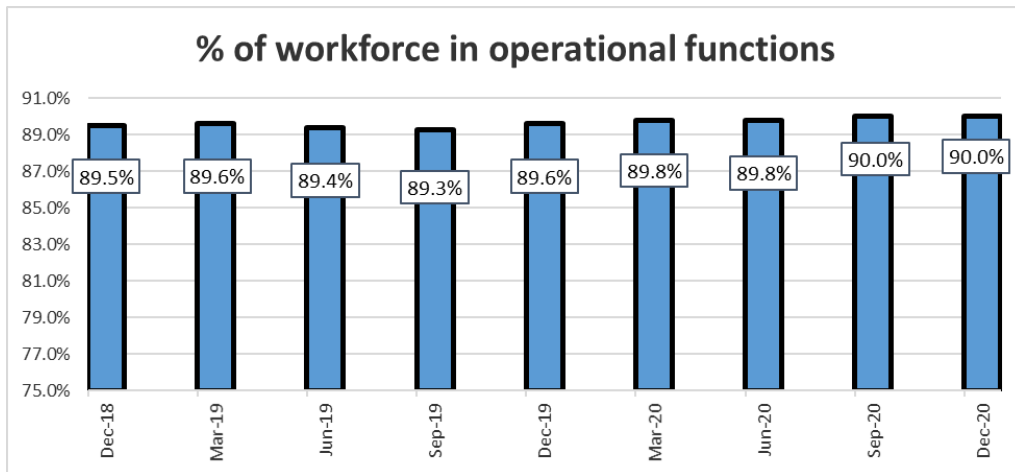
To track this data in **real terms** we devised a method to measure **two cohorts** who were being managed by the West Yorkshire Police offender management teams, one cohort from the **frequent offenders group** and one cohort from the **vulnerable person's group**.

The below graph shows the offending trajectory for these cohorts.



2.3.2 As can be seen, after initial large decreases there continues to be a **decreasing trajectory** for both cohorts in this model.

2.4.1 Objective: Frontline policing will be protected and resourced to deter, detect and deal with criminals



2.4.2 In Sept 18 **HMICFRS** introduced **new codes** to standardise how forces reported on their workforce and to determine the number and proportion of officers and staff in the following categories; ‘Visible operational frontline roles’, ‘Non-visible frontline’, ‘Frontline support’ and ‘Business support’ roles. During my last meeting with the Chief Constables we discussed the numbers of people in the first cohort of **visible operation frontline roles** and I was assured that the numbers in this group are increasing as new recruits start to join the districts.

2.4.3 In a recent Police and Crime Panel meeting there was an action to look at the **distribution of BAME officers** across the district. This was also discussed at my most recent Delivery Quarterly meeting and the following information was provided

- 57.0% of BAME officers are in visible operational frontline roles compared to 55.7% of White officers.
- 6.4% of Visible frontline officers are from an ethnic minority
- The below table shows the different distribution of officers by District and Bradford has the highest number of BAME officers with Wakefield having the lowest – this distribution follows the population in those districts.

| Ethnic Minority | Officers 2021 | | | | | | Change from Jan 2020 |
|--------------------------------|---------------|--------------|--------------|--------------|--------------|---------------|----------------------|
| | Bradford | Calderdale | Kirklees | Leeds | Wakefield | Force | |
| Visible operational front line | 60.00 | 12.00 | 26.81 | 47.53 | 10.00 | 197.34 | 4.71 |
| Non-visible front line | 31.20 | 10.00 | 11.86 | 16.57 | 4.68 | 102.80 | 15.74 |
| Frontline support | 0.00 | 0.00 | 0.00 | 0.00 | 0.00 | 8.33 | 1.60 |
| Business support | 0.00 | 0.00 | 0.00 | 0.00 | 0.00 | 17.56 | 4.81 |
| National Policing | 0.00 | 0.00 | 0.00 | 0.00 | 0.00 | 20.00 | 0.00 |
| Total | 91.20 | 22.00 | 38.67 | 64.10 | 14.68 | 346.03 | 26.86 |

2.4.4 The table below relates to **PCSOs** from an Ethnic Minority Background.

- All 34.12 full time equivalent ethnic minority PCSOs are currently deployed to the visible frontline.
- 6.2% of PCSOs are from an Ethnic Minority background

| Ethnic Minority | PCSOs 2021 | | | | | | Change from Jan 2020 |
|--------------------------------|--------------|-------------|-------------|--------------|-------------|--------------|----------------------|
| | Bradford | Calderdale | Kirklees | Leeds | Wakefield | Force | |
| Visible operational front line | 16.43 | 1.00 | 2.95 | 12.74 | 1.00 | 34.12 | -2.34 |
| Non-visible front line | 0.00 | 0.00 | 0.00 | 0.00 | 0.00 | 0.00 | 0.00 |
| Frontline support | 0.00 | 0.00 | 0.00 | 0.00 | 0.00 | 0.00 | 0.00 |
| Business support | 0.00 | 0.00 | 0.00 | 0.00 | 0.00 | 0.00 | 0.00 |
| Total | 16.43 | 1.00 | 2.95 | 12.74 | 1.00 | 34.12 | -2.34 |
| | | | | | | | 0.00 |

2.4.5 As with Police officers the distribution of BAME PCSO's follows the BAME population densities in each district with Bradford seeing the highest number of PCSO's from an ethnic minority background and Wakefield and Calderdale seeing the lowest.

2.5 'Your Views' Survey

2.5.1 Current measure 7 - More people will feel safe in West Yorkshire

2.5.2 Current measure 10 - More people will think the police are doing a good or excellent job in their local area

2.5.3 Current measure 11 - More people will be confident that the police and partners will prevent crime and anti-social behaviour.

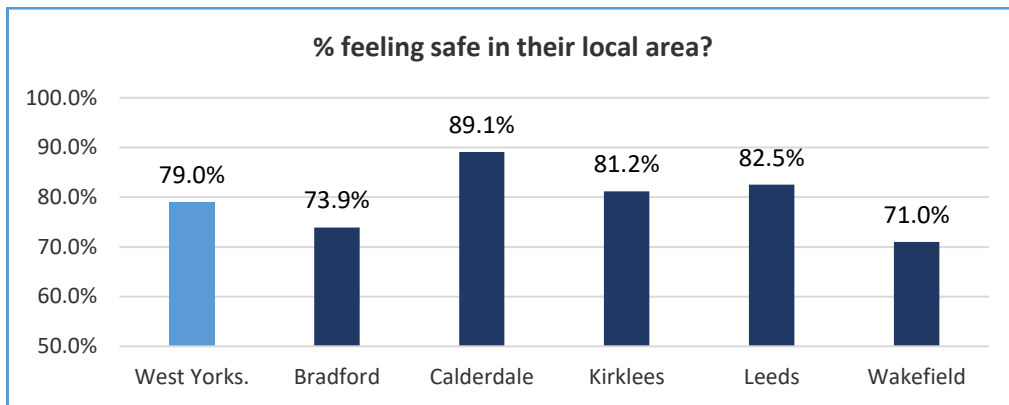
2.5.4 This group of measures are usually taken from the 'Your Views' survey. This survey is important as it registers the public's perceptions of community safety issues, and can be explored at local authority (LA) level. In contrast, the Crime Survey of England and Wales data is only available at West Yorkshire level. The survey is currently **suspended due to the pandemic**, and with the ongoing lockdown we have been unable to resume survey work in 2021.

2.5.5 Whilst the 'Your Views' survey has not been running, the OPCC have run two on-line '**Community Conversation**' surveys (in June and October) to gauge current feelings of safety and how the public have coped during periods of lockdown. These surveys have captured feedback on residents' experiences and concerns during the pandemic.

2.5.6 1039 respondents replied to June's survey. The survey asked people to reflect on their experiences during the **summer months** of 2020, when many of the restrictions of the first lockdown period had been relaxed. In general terms, the survey reflected the views of people who were continuing to face the challenges of the pandemic, but were now more concerned with the police and partners' prevention of breaches in Covid restrictions.

2.5.7 More people will feel safe ...

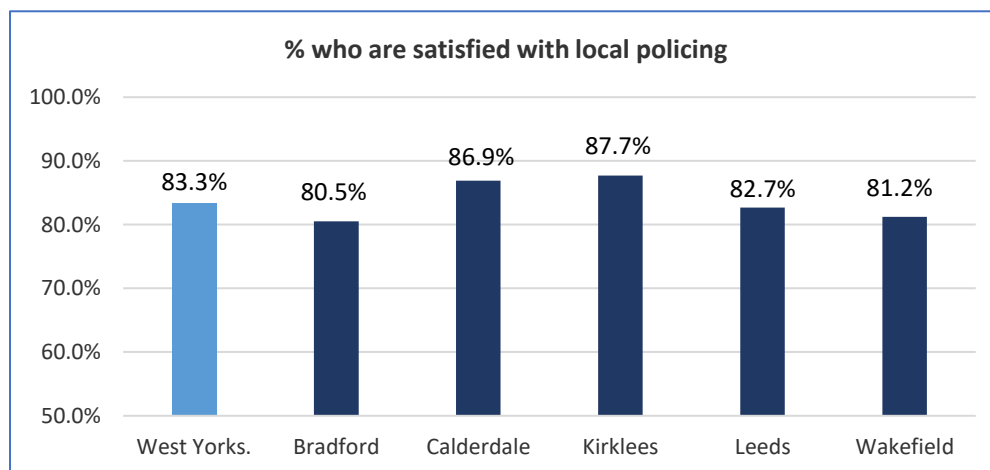
2.5.8 In general terms, responses to the **October survey** saw a return to a sense of safety in communities which was similar to March 2020's 'Your Views' results. Whilst the proportion of people saying they **felt safe** in their neighbourhood was 86% in June, the figure was 79% in October's survey. As is the case in our usual Your Views survey results, feeling of safety was strongest amongst Calderdale respondents.



2.5.9 More people will think the police are doing a good or excellent job ...

2.5.10 In the ‘Community Conversation’ survey, 46% of respondents described the work of the police during July-October 2020 as good/very good, with 17% describing it as poor/very poor. In total, 83% of respondents recorded some **degree of satisfaction** with the work of the police (on a par with the ‘Your Views’ figure of 81% satisfied from March 2020). Satisfaction with the work of the police was greatest in Kirklees and Leeds.

2.5.11 Satisfaction with the police recorded in our surveys often reflects people’s desire to see visible neighbourhood policing. In this Community Conversation Survey, we asked respondents who said they were **dissatisfied** with local police presence, what issues they wanted to see the police address. **General crime** and **ASB, drug dealing/taking**, and **dangerous driving** were the most common topics fed back in response to this question.



2.5.12 More people will be confident that the police and partners will prevent crime and anti-social behaviour

2.5.13 We did not have a directly equivalent question for this topic in the ‘Community Conversation’ survey. Respondents did rate the **response of ‘community safety partners’** as a whole during the summer, with 49.5% believing the response to be ‘**good or very good**’. In total 86.1% of respondents rated the response as good/very good or satisfactory. These figures were close to those recorded in June.

2.5.14 21% of respondents to the survey said they had had contact with the police during the

previous three months. Most frequently, respondents had been reporting incidents of ASB (35% of responses), whilst 21% said they had reported people breaking Covid restrictions.

2.6 New Measure: Reduce Serious Violent Crime and especially knife enabled crime

2.6.1 This new measure is to reflect the Police and Crime plan priority of **Serious Violent Crime** and to update the panel on a **regular basis** with regard to the outcomes which are nationally used to monitor the effects of the Violence Reduction Units (VRU's), one of which is in West Yorkshire. This will **not replace** the full update that is given to panel each year.

2.6.2 It was announced on the 5th February that £35m is being made available in the 21/22 financial year to continue the Government's support of VRU's. **Each of the 18 areas** who have already received **Home Office funding** for VRUs are eligible to apply for funding in 21/22. The same funding methodology will be applied using hospital admissions data for injury with a sharp object covering financial years 2015/16 - 2017/18.

2.6.3 For Delivery Quarterly the **main measures** of a reduction in Serious Violent Crime and knife enabled crime are the overarching main measures, but these are **underpinned** by a **series of other measures** which will be report on quarterly. The below table shows these measures and the current trajectory.

| Crime Type | 12 Months to | Dec-19 | Dec-20 | Change | Trend |
|---------------------------------|-----------------|--------|--------|--------|-------|
| Homicide - Non Domestic | Total Recorded | 25 | 21 | -16.0% | ↓ |
| | Victim under 25 | 6 | 7 | 16.7% | ↔ |
| Most Serious Violent Crime | Total Recorded | 1964 | 1868 | -4.9% | ↓ |
| | Victim under 25 | 652 | 546 | -16.3% | ↓ |
| Crime involving sharp implement | Total Recorded | 2487 | 2237 | -10.1% | ↓ |
| | Victim under 25 | 911 | 791 | -13.2% | ↓ |
| | Personal Robber | 703 | 556 | -20.9% | ↓ |
| Personal Robbery | Victim under 25 | 372 | 293 | -21.2% | ↓ |
| | Total Recorded | 3170 | 2301 | -27.4% | ↓ |
| Firearms - VAP - exc Air Weapon | Victim under 25 | 1350 | 945 | -30.0% | ↓ |
| | Total Recorded | 164 | 121 | -26.2% | ↓ |
| Air Weapon | Victim under 25 | 83 | 48 | -42.2% | ↓ |

2.6.4 Although all the current crime trends are showing a **positive reduction**, there is soon to be a **change** in the way that **Knife Crime** is counted. The explanation below is from the latest ONS release

2.6.5 Improving data collection on offences involving knives or sharp instruments

To improve data quality the Home Office and police forces have developed a **new methodology** for identifying recorded offences involving knives or sharp instruments. Data on police recorded offences involving knives or sharp instruments are currently collected by the Home Office via a special collection, separate to the main recorded crime returns. The way police forces currently identify and "flag" these records differs, as does the accuracy in the use of the flags, meaning data between forces are not always comparable. The new methodology requires police forces to run their record-level crime data through the **National Data Quality Improvement Service (NDQIS)** computer-assisted

classification tool to identify records that should be tagged as involving a knife or sharp instrument prior to submitting their crime data to the Home Office. Work during the pilot phase showed the new process **improved data quality** across all the test forces when compared with the present methodology. The rollout to all forces is now underway with larger forces, with the highest levels of knife crime, prioritised. Data using this new process will be included in the **next quarterly crime statistics bulletin**, covering data for the year ending December 2020. It is anticipated that forces accounting for over half of police recorded offences involving knives or sharp instruments recorded in England and Wales will be using the new method by this point. Data from forces using the new NDQIS method will **not be directly comparable** with forces who have yet to switch to the new methodology. Further information on the changes made will be included alongside the published statistics in the next release.

2.6.6 I have discussed this with the Chief Constable and although we are expecting a **small uplift** in figures we are sure that the current robust recording that currently takes place in Force will mean that this uplift will be **minimal** and much less than some other forces that will be included in this data release. As these changes will be backdated we are sure that our current **reducing trajectory** will continue, even with the higher numbers.

2.7 Update on Delivery from OPCC, Police and Partners.

2.7.1 West Yorkshire Police Delivery

- **Operation JEMLOCK** is the Force's bespoke response to tackle and suppress violent crime. Home Office funding of £4M in 2019/20 and a further £2.63M in 2020/21 to help tackle serious violent crime is being utilised to good effect across all five districts and is already delivering additional high visibility prevention and enforcement activity. Performance in relation to the key serious violent crime metrics is extremely positive with knife crime offences, robberies and serious assaults all showing sustained and positive downward trends.
- The Force have successfully brought charges against suspects involved in a joint county lines conspiracy investigation with a drugs line running between Bradford and Humberside. The line involved the exploitation of vulnerable children and adults predominantly from West Yorkshire and as part of the investigation the team obtained **West Yorkshire Police's first DDTRO (Drug Dealing Telecommunications Restriction Order)**, closing the line down.
- West Yorkshire Polices partnership approach to dismantling and disrupting Serious and Organised Crime (SOC) has enabled further Civil Recovery Success. Partnership with the NCA has resulted in a further Civil Recovery Order being obtained for over £500k in respect of a Bradford nominal and his company. The Defendant was linked to those involved in SOC offences including firearms, drug trafficking and murder.
- Proceeds of crime funding has been secured to support the **Serious and Organised Crime** Community Communications Champions Project. The £19,000 funding will be used for training / workshops to develop an understanding of SOC and will deliver interventions that will make a lasting difference to girls, boys, men and women from different cultures.

2.7.2 OPCC Delivery

A **Community Outcomes Meeting (COM)** took place on 15th December, the items for discussion included Countering Terrorism, Safeguarding, Serious and Violent Crime and Road Safety, with an exception report looking at people harmed by crime. Further information including papers and video recordings of previous meetings are available on the PCC's website <https://www.westyorkshire-pcc.gov.uk/our-business/community-outcome-meetings.aspx>

Regular Engagement with the **Third Sector, Youth Advisory Group and Safer Communities Fund** projects continues. The 8th Annual Third Sector conference was held virtually on the 19 Nov. This first entirely online conference, adapting to the needs of Covid, brought together over 70 participants from organisations who represent and support the sector.

Safer Communities Fund – Grant Round 19 (which was focussed on Hate Crime and support for BAME communities) closed on 16th October. All applicants must be able to deliver during by 31st March 2021 which has had an impact on the numbers of applications received (less than 100). Successful projects (38) have now been notified and were awarded just under £184k.

2.7.3 West Yorkshire Partners' Delivery

Wakefield – A roads policing plan has been developed for the district. This plan on a page aims to provide a consistent approach to deliver roads policing activity and reduce the number of KSI incidents in Wakefield District.

Off Road Bike Team update - The lockdown gave people even more time/opportunity to utilise their bikes/quads and with more people out and about walking during the lockdown, more reports have been received during this time. Compared to 2019, Wakefield's seizures of dangerous bikes have remained constant during 2020, however they have recorded 35% increase in the number of drivers/riders taken to court. Wakefield has a 100% success rate in prosecutions which is also a fantastic achievement

Kirklees – Q3 saw the recruitment of Public Space Protection Orders (PSPO) officers to support the enforcement work of our PSPOs across Kirklees particularly in Huddersfield and Dewsbury Town Centres.

Although the Night Time Economy impact was not as pronounced during Q3, Night Time Marshalls did need to be deployed to manage queues around taxis when all premises shut at the 10pm curfew.

Kirklees - Using monies secured from the PCC, Q3 saw the distribution of high visibility waistcoats and other safety equipment for younger children living in areas of higher risk of injury from road safety incidents. In addition to this, there has also been some educational input and messages disseminated through social media channels.

The seasonal drink drive campaign was undertaken with stops of vehicles out at key times. The lockdown of the night time economy and fewer vehicles on the roads saw a reduction in numbers of offences recorded. Work is ongoing through the University of Huddersfield to analyse and identify key target groups for a behaviour change communication plan that is in development.

Leeds - This service, funded by the PCC, and provided by **Change Grow Live (CGL)** provides intensive and tailored support to identified offenders to enable them make positive lifestyle choices and desist from offending, whilst working closely with key criminal justice partners.

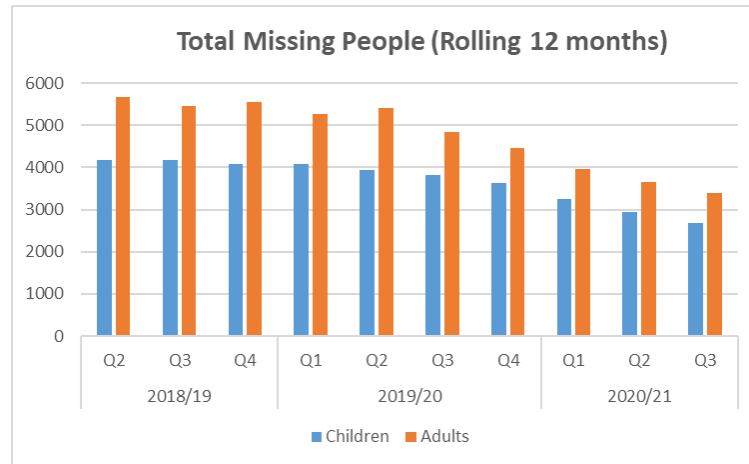
Key Performance Information 2020/21– IOM Support Service

- % of successful completions from caseload: Q1 = 40%; Q2 = 40%, Q3 = 47%
- % of clients with housing support needs met upon closure: Q1 = 54%; Q2 = 67%, Q3 = 57%
- % of successful completions with reduced offending from caseload: Q1 = 67%; Q2 = 89% Q3 = 92%
- Number of referrals to Forward Leads: Q1 = 21; Q2 = 84, Q3 = 14

Please note that a significant percentage of service users are already referred / engaged with Forward Leads prior to being selected for the IOM cohort and CGL case managers continue to work in close partnership with Forward Leads.

3 SAFEGUARD VULNERABLE PEOPLE

3.1 Objective: Reduce the number of repeat adults and children that go missing

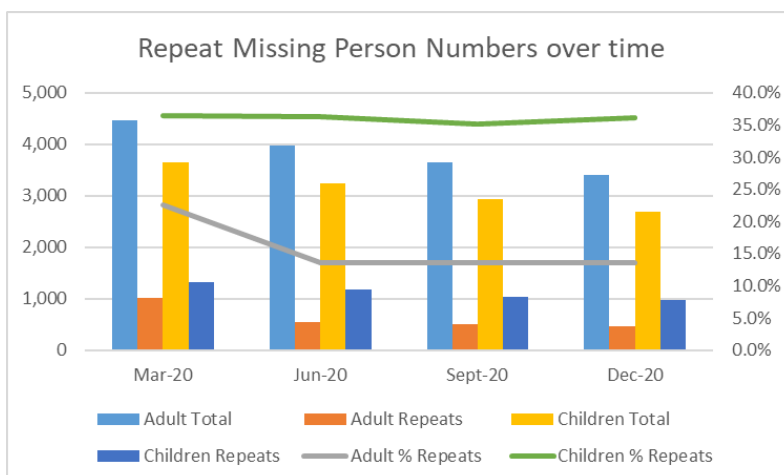


3.1.1 The numbers of missing people started to reduce in the last 2 quarters of 2019/20 and this reduction has been even more dramatic since April 2020 and unlike total crime, missing numbers have continued to reduce in this quarter.

| MISSING PEOPLE 12 months to Dec-20 | W. Yorks | Bradford | Calderdale | Kirklees | Leeds | Wakefield |
|---------------------------------------|----------|----------|------------|----------|-------|-----------|
| Total Missing Adults | 3,398 | 983 | 274 | 659 | 1,032 | 372 |
| Repeat Missing people | 459 | 151 | 28 | 85 | 136 | 39 |
| All Repeat rate | 13.5% | 15.4% | 10.2% | 12.9% | 13.2% | 10.5% |
| Total Missing Children | 2,684 | 718 | 291 | 489 | 890 | 329 |
| Repeat Missing Children | 969 | 243 | 117 | 195 | 319 | 119 |
| Repeat rate | 36.1% | 33.8% | 40.2% | 39.9% | 35.8% | 36.2% |

3.1.2 The number of repeat missing people is similar across all the districts with Bradford showing as the highest number of repeat missing adults but the lowest repeat rate for children and, conversely, Calderdale is showing as the lowest repeat rate for missing adults but the highest for missing children.

3.1.3 Across time, the below graph shows that the repeat rate for children has remained stable, even with the reducing trend for missing occurrences, but the adult repeat rate dropped at the start of the pandemic and has remained low through to the end of the year.



3.2 Objective: The police and partners will work better together to safeguard vulnerable people

3.2.1 New Measure: Monitor volume of positive outcomes for Domestic Abuse

3.2.2 Domestic Incidents and Crimes

| Apr - Dec 2020 | Total Domestic Incidents | Total Domestic Crime | % incident to crime conversion |
|----------------|--------------------------|----------------------|--------------------------------|
| W Yorks | 48760 | 38089 | 78.1% |
| Bradford | 13014 | 10148 | 78.0% |
| Calderdale | 3856 | 3263 | 84.6% |
| Kirklees | 8138 | 6541 | 80.4% |
| Leeds | 16753 | 12730 | 76.0% |
| Wakefield | 6999 | 5407 | 77.3% |

3.2.3 In the period April to December 2020, West Yorkshire Police attended 48760 incidents and 78.1% of these incidents resulted in a crime being recorded.

3.2.4 In accordance with the **outstanding grade** given for recording practises for Crime in West Yorkshire, the most recent national figures show that West Yorkshire has **highest ratio** of combined crime and incidents for Domestic Abuse per 1,000 population. This currently stands at **30** per 1,000 population in comparison with a national average of **23** per 1,000.

| Area | Apr - Dec 2019 | Apr - Dec 2020 | Difference |
|----------------|----------------|----------------|------------|
| West Yorkshire | 9.2% | 8.8% | -0.3% |
| Bradford | 7.8% | 8.6% | 0.8% |
| Calderdale | 11.4% | 11.1% | -0.3% |
| Kirklees | 7.9% | 7.7% | -0.1% |
| Leeds | 9.8% | 8.2% | -1.6% |
| Wakefield | 10.2% | 11.0% | 0.8% |

3.2.5 The **positive outcome rate** for West Yorkshire has **fallen slightly** (-0.3%). In my most recent conversation with the Chief Constable we discussed this reduction and he explained the measures that the force are taking to **rectify** this reduction and how this is a **high priority** across the whole county.

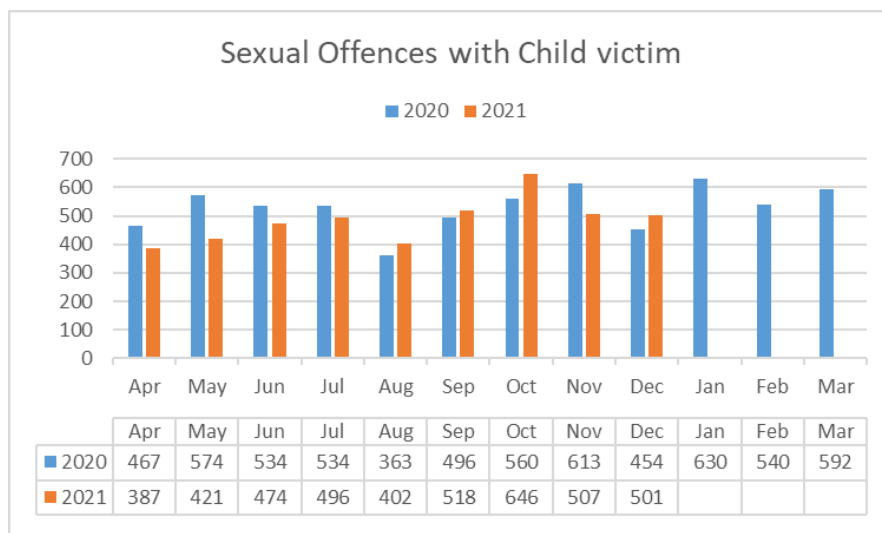
3.2.6 He explained that the Safeguarding Central Governance Unit Superintendent is the co-Chair of the **new Rape & Domestic Abuse Improvement Group**, which brings **Police and CPS colleagues** together to improve the victim journey and outcomes in respect of these key areas of business.

3.3 New Measure: Monitor volume of positive outcomes for Rape Offences

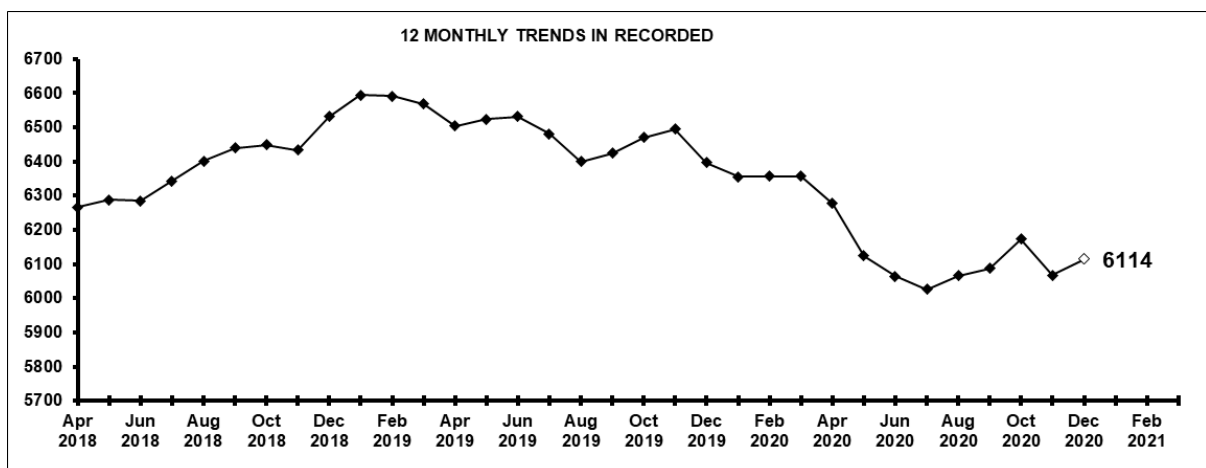
| Recorded Rape Offences | Leeds | Wakefield | Kirklees | Calderdale | Bradford | Force Total |
|------------------------|-------|-----------|----------|------------|----------|-------------|
| This Year to date | 710 | 281 | 424 | 321 | 614 | 2350 |
| Last Year to Date | 813 | 331 | 481 | 271 | 669 | 2565 |
| % Difference | -12.7 | -15.1 | -11.9 | 18.5 | -8.2 | -8.4 |
| Outcomes 1-8 Rate | Leeds | Wakefield | Kirklees | Calderdale | Bradford | Force Total |
| This Year to date | 6.8% | 8.6% | 14.6% | 10.1% | 8.4% | 9.3% |
| Last Year to Date | 4.8% | 3.3% | 3.7% | 2.6% | 4.9% | 4.2% |
| Difference | 2.0% | 5.3% | 10.9% | 7.5% | 3.5% | 5.1% |

3.3.1 Between Apr and December 2020 West Yorkshire Police recorded 2,350 offences of rape compared to 2,565 in the same period last year, a **decrease of 8.4%**. In the same period **9.3%** of these offences recorded a positive outcome in comparison to **4.2%** the year before which is over a **5% increase**.

3.4 New Measure: Monitor volume of Child Sexual Abuse and Exploitation offences



3.4.1 Since Apr 2020 there has been a **reduction** in the number of **Child Sexual Offences** in West Yorkshire – this offence type was increasing but has now been on a reducing trend since February 2019.



3.4.2 Child Sexual Exploitation has shown a **levelling off** with 614 offences at this time last year, increasing by just 14 offences to 628 this year.

3.4.3

| Measure | 2018/19 | 2019/20 | 12 months to Dec 2019 | 12 months to Dec 2020 | Change |
|-----------------------------|--------------|--------------|-----------------------|-----------------------|------------|
| CSEA Offences/ of which CSE | 6,578 836 | 6,373 585 | 6,397 614 | 6,114 628 | -283 14 |

3.4.4 Child Sexual Exploitation and Abuse (CSEA) presents a significant challenge for the Force and particularly in relation to demand associated with non-recent offences and the complexities around their investigation

3.5 Other Safeguarding data

| Measure | 2018/19 | 2019/20 | 12 months to Dec 2019 | 12 months to Dec 2020 | Change | Trend over time | Comments |
|-------------------------|---------|---------|-----------------------|-----------------------|-------------|-----------------|---------------------------------------------------------------------------------------------------------------------------------------------------------------------------------------------------|
| Mental Health Incidents | 22,386 | 23,902 | 23,199 | 24,370 | 1,171 5% | ↑ | The number of MH incidents are 5% higher than one year ago and 14% higher than two years ago |
| Hate Incidents | 9,394 | 9,351 | 9,337 | 9,812 | 475 5.1% | ↑ | Race related incidents have increased by 6% over the past 12 months whilst sexual orientation have increased by 14%. All other hate strands are reporting a reducing trend in the past 12 months. |

3.6 Update on Delivery from OPCC, Police and Partners

3.6.1 West Yorkshire Police Delivery

- Driving improvements in the Standards of Investigations remains central to the Force's ambitions over the coming year. Embedding an improved investigative culture through the delivery of newly designed training packages and establishing important process change in areas such as crime allocation and prisoner handovers are incorporated in the Force's new 'Victim's Journey' approach, the purpose of which is to improve the quality of service to victims across West Yorkshire.
- The Safeguarding Governance Unit continues to introduce innovative practice with the Unit recognising the potential to see vulnerable adults for the first time in many cases at Covid vaccination sites. Key safeguarding messaging and literature has already been sent to all vaccination sites within the Force to encourage referrals and professional curiosity from partners.

3.6.2 OPCC Delivery

PCC's Domestic and Sexual Abuse Board

The PCC's DSA Board met on 10th December. It had inputs from two national speakers, from Victim Support concerning their recent research on the impact of Covid on victims, and from the new Domestic Abuse Commissioner's Office. It reviewed the work streams which it is currently supporting across agreed partnership priorities which are complex needs, the impact of domestic abuse on children and young people, and sexual abuse / violence. It also received a presentation about the new CARA DA perpetrators programme which the PCC has funded - the provider is Restorative Solutions. The next meeting of the Board is in March.

West Yorkshire Anti-Slavery Partnership held its Quarter 4 meeting on the 16th December 2020. Chaired by the PCCs Safeguarding Adviser the meeting was very well attended. The UK Independent Anti-Slavery Commissioner Dame Sara Thornton joined the meeting and gave a presentation on her work.

The West Yorkshire Children's Risk and Vulnerability Group also met in December. This meeting brings together local safeguarding children partnership managers, WYP district safeguarding leads NHS and CCG representatives. The agenda included local updates, a presentation and discussion with the national Policing Facilitator for Child Safeguarding Reform from the Vulnerability Knowledge and Practice Programme on the child safeguarding partnership reforms, safeguarding campaigns and communications, a discussion on the tackling child exploitation proposal and an update from the WYP Safeguarding Central Governance Unit.

The PCC chaired the latest National Anti-Trafficking and Modern Slavery Network (NATMSN) in October. There were 29 attendees, including guest speakers, with 41% of PCCs represented. The network was pleased to welcome senior strategic leaders who provided valuable updates of key activities, challenges and ambitions from their work. The network had updates from the PCC himself, the Office of the Independent Anti-Slavery Commissioner, the Modern Slavery and Organised Immigration Crime Programme and the Home Office Modern Slavery Unit. The next meeting is scheduled for February 2021.

The West Yorkshire Independent Domestic Abuse Scrutiny Panel resumed its meetings in December, chaired by the PCC's Safeguarding Adviser, domestic abuse professionals came together to scrutinise in depth several domestic abuse cases that WYP had decided to take no further action on. This was a thematic meeting and focused on cases of domestic abuse against older people.

3.6.3 West Yorkshire Partners' Delivery

Bradford – Breaking the Cycle project

The one to one work is still taking place, despite lock down, although practice has changed to be Covid secure. Covid secure practice includes door step and garden gate visits, walk and talk in local green spaces and delivering support directly from the service vehicle.

Kirklees - Crisis support has continued to be delivered to vulnerable people during quarter 3 – this has been a combination of online / phone or in person (with appropriate social distancing in operation) where required. **Feedback is that there are more regular contacts through this approach.** Online training has been delivered to ensure staff are aware of the signs of safeguarding issues and how to make them aware of appropriate reporting mechanisms.

Leeds - Following negotiations with Leeds Beckett University and the University of Leeds, both organisations committed to funding for an enhanced service relating to student noise and ASB commencing in September 2020. The aim is to reduce complaints and improve community cohesion using a combination of Engagement, Education and Enforcement.

Leeds - The Modern Slavery Board has developed and signed off the new Modern Slavery Strategy for Leeds which sets out the strategic priorities for the next three years. A task and finish group comprising of Board members is now in the process of developing the Modern Slavery Action Plan to set out how we will deliver the strategic objectives.

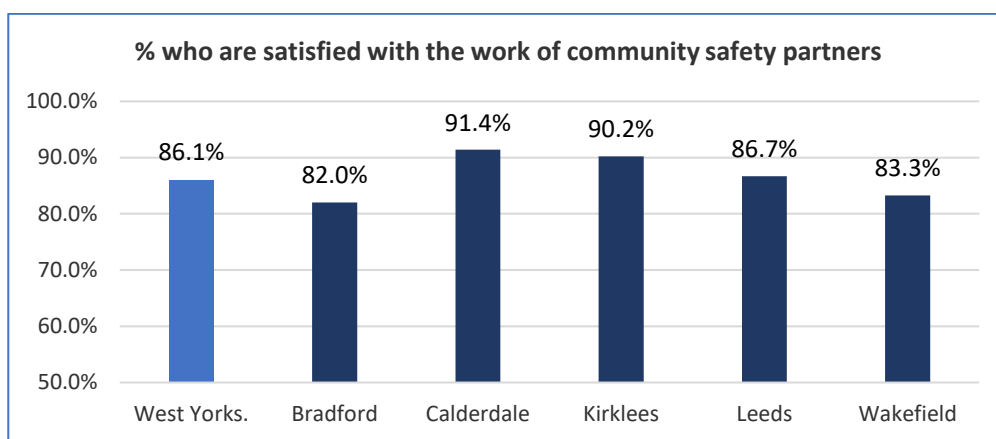
A Modern Slavery Pocketbook has been developed in electronic format to provide a comprehensive guide for professionals working with potential victims.

4 Criminal Justice

4.1. Objective: Increase confidence of communities in their community safety partners

4.1.1 As per the previous measures, this 'Your Views' measure has been partially replicated in the **Community Conversation Survey** so can be reported on even without the formal 'Your Views' taking place.

4.1.2 86% of respondents said they felt that the work of **community safety partners** had been good/very good or satisfactory during lockdown (49.5% described the CSP's response as good/very good).



4.1.3 Respondents recorded how they felt the PCC and partners could better support communities during the pandemic, and the most frequent response was to improve neighbourhood policing and police visibility, followed by improvements in communication on available support for residents.

4.2 Objective: Develop and improve the Criminal Justice System and

4.2.1 Objective: Changes to backlog at courts and understanding of case throughput

4.2.2 The **LCJB agenda** now **focusses on three key areas**, which were revised and reset last year, using the impact of Covid as a catalyst for change.

The 3 areas are **People, Processes and Recovery**. These headings reflect the importance of prioritising those on a CJ journey, as well as the need to develop ever more efficient ways of doing things, which enhance the user experience.

4.2.3 Whilst these themes will continue, the issue of addressing the **immediate and ongoing impact of Covid** is currently key – hence the focus on recovery, and more specifically court “backlogs”.

4.2.4 During October to December, the **new data set was utilised** and further progress was made with regards to better use of existing and increasing courts slots within the Magistrates courts, ensuring that no slot was left unused. In addition a magistrate court **“Trial Blitz” was planned for early 2021**.

This meant that during the 3rd quarter, all cases were listed, albeit further into the future than TSJ standards dictate. Each of the 3 WY courts had different levels of success with this, but overall the **picture was improving**,

4.2.5 Based on predicted throughput, there was an anticipation that **pre-Covid standards** around length of time for a Magistrates' case to get to court, would be resumed by the **end of March '21**. This was good progress and involved cooperation across the partnership. In addition a **task and finish group** looking at "**live links**" and how to **utilise the facilities** we have around the county to provide **remote access to court** worked through the issues which this presents.

4.2.6 However, during the final quarter of this year it is now apparent that **progress has been hampered** due to several factors. These include an uplift in police activity with more cases charged for court than usual in the early part of 2021, combined with the cancellation of the trial blitz due to Covid related HMCTS staff shortages.

4.2.7 In the **Magistrates Court, slots have been reduced**, as working under appropriate social distancing measures takes longer, and in addition, we now have an **increasing amount of adjournments**; both of "backlog" cases, and new ones.

4.2.8 Overall, our timescale for recovery both locally and nationally has been **stretched out again significantly**. Partners must continue to devise ways to absorb this increased workload, through the Efficiency and Effectiveness group which is tasked by the LCJB.

4.2.9 Concerning the **Crown Court**, the situation continues on from this, albeit sterling efforts were made locally, during the third quarter, with **Leeds and Bradford Crown Courts** leading the way **nationally** in the roll out of **Plexiglas screening** and additional accommodation for jury deliberation through use of **portakabins**.

This allowed HMCTS to use and reopen almost as many courtrooms as the pre-Covid level, albeit the months in between mean that the "**forward load**" is **substantial**, with over a year's wait for a hearing in the majority of cases.

4.2.10 Nevertheless progress continued between Oct and Dec last year in ensuring that the best use of the **Cloud Video Platform** was made, so that as many witnesses as possible, both professional and civilian, interacted with the court process using a virtual link, reducing footfall within the court estate. In addition, **multi-handed cases** were re-introduced during this quarter, allowing the trials of multiple defendants to progress.

4.2.11 Movement of **civil cases** elsewhere into the "**Nightingale Court**" at Cloth Hall in Leeds, can provide no more additional respite.

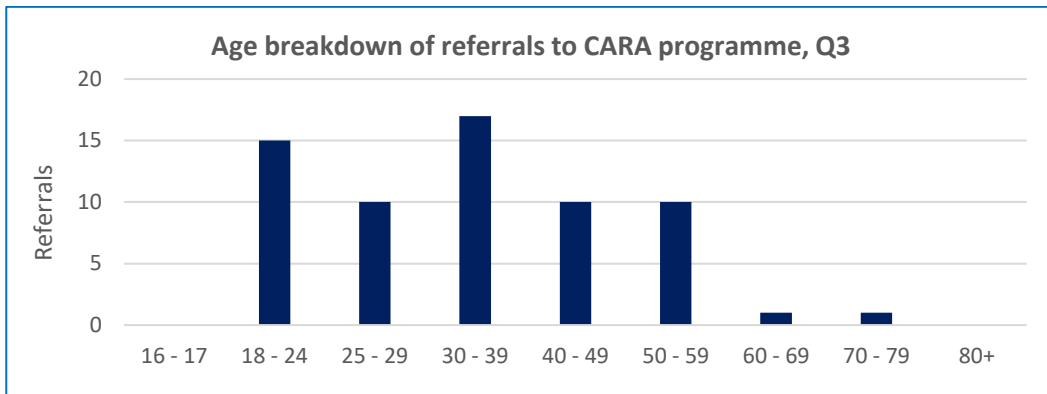
Recent announcements around so-called "super courts" did not include West Yorkshire, and the possibility of court staff strikes, feature in current news

4.2.12 I continue to lobby at a **national level** to address these ongoing issues, supporting the tireless work of HMCTS locally, whilst challenging the Government to understand the **magnitude and complexity** of the severe challenges for victims and offenders this ongoing failure of the justice system is creating.

4.3 Objective: Enhance Our Service to Victims and all Criminal Justice Clients

4.3.1 The **OPCC funded CARA programme** is the first West Yorkshire-wide rehabilitation programme for lower-risk domestic abuse perpetrators. The programme is designed to **break the cycle of domestic abuse** at an early stage by educating and holding offenders to account for their actions. CARA's **first workshops** were held in **Q3 2020/1**, and despite the restrictions caused by the pandemic, **four rehabilitation workshops** were held in 4 of the 5 West Yorkshire districts. In total, **64 people** were referred to the programme by West Yorkshire Police during Q3; 81% of referrals were male.

4.3.2 Details on the outcomes of participants in the programme will be recorded as the project develops in the year ahead.

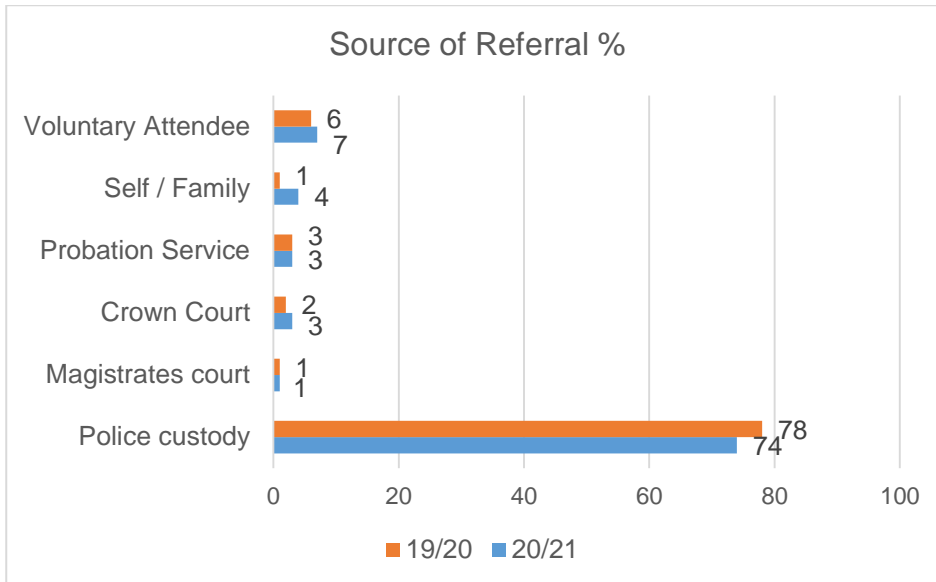


4.3.3 West Yorkshire Liaison and Diversion

4.3.4 **Liaison and Diversion** works with vulnerable adults and young people who come into contact with the criminal justice system, with the aim of **diverting individuals away** from crime and into health, social care or other support organisations.

4.3.5 **2,200 individuals** were screened by the Liaison and Diversion service between April 2020 and December 2020 compared to 2,400 for the same period between Apr – Dec 2019, this, despite the challenges to the service brought about as a result of the pandemic. Engagement levels across all ages has remained consistently high. The service sees high engagement across both male and female service users.

4.3.6 Liaison and Diversion receives about **three quarters of referrals** into the service from police custody suites, however in the last 12 months as the service continues to embed its processes and broadens its reach, it has seen an increase in both **self-referrals** and referrals from the **police voluntary attendee** route.



4.3.7 Outcomes West Yorkshire

Between April and December 2020 the service made **3,400 pathway contacts** to ensure clients were already in service or provided with appropriate support. Half of these were recorded as formal referrals into external support services or agencies.

4.4 Objective: Have a police service which is more representative of the people it serves

4.4.1 Improvement in BAME representation in the workforce is a **key measure** in the Force Inclusion Strategy. The Census 2011 identifies that in West Yorkshire, persons from a BME background account for 18.2% of the population. The tables below provide the latest position in relation to BME representation for Police Officers and Police Staff and how this has changed over time. The latest position indicates that **5.9%** of the Force **workforce** and **6.3%** of **Police Officers** are currently from a BAME background which represents an **increase** compared to December 2015. **Small improvements** are reported across the range of roles.

| Type | Dec-15 | Dec-16 | Dec-17 | Dec-18 | Dec-19 | Dec-20 |
|--------------|-------------------|-------------------|-------------------|-------------------|-------------------|-------------------|
| Officer | 5.2% (241) | 5.3% (250) | 5.6% (280) | 5.8% (301) | 6.0% (322) | 6.3% (349) |
| Staff | 3.5% (114) | 3.8% (133) | 4.0% (145) | 4.2% (156) | 4.5% (178) | 4.9% (199) |
| PCSO | 5.5% (32) | 5.2% (27) | 6.9% (42) | 5.8% (36) | 6.1% (37) | 6.2% (36) |
| Specials | 10.1% (98) | 11.0% (68) | 12.5% (51) | 13.3% (48) | 11.0% (37) | 11.5% (30) |
| Volunteers | 9.6% (20) | 14.1% (35) | 17.7% (40) | 13.4% (27) | 12.2% (23) | 9.7% (15) |
| Total | 5.2% (505) | 5.3% (513) | 5.6% (558) | 5.6% (568) | 5.7% (597) | 5.9% (629) |

4.4.2 The **current recruitment** campaign shows that in the year to date the Joiner BAME rate is **11.9%** so although this is higher than the current force rate, it is still **below the BAME population rate** of 18.2% and much lower than required to bring our overall rate up to be on par with our population rates

4.4.3 This is being looked at by both my office and West Yorkshire Police and we both attend all national meetings where we press for changes in the recruiting process to help with this rate.

4.5 Current Delivery

4.5.1 OPCC Delivery Update

The OPCC Criminal Justice and Mental Health Forum met on the 24th of Feb, and a new direction in the work was discussed, with a wider range of partners in attendance with their commitment refreshed. It was accepted that issues around transport of patients who are in crisis, still needs to be improved, and this work will continue once lockdown has eased. However, a greater focus will now be placed on how individual CJ agencies support and manage clients in their care, in respect of their Mental Health, neurodiversity and autism, and brain injury conditions

At the latest Reducing Reoffending Board meeting, the refreshed Integrated Offender Management Model (IOM) was also discussed, with West Yorkshire Police, the CRC and NPS working well together. This will be enhanced when reunification of probation services is completed later this year. The Board also discussed the YOTs Pathfinder model, which upskills professionals supporting young people in moving from anti-social to pro-social behaviour.

4.5.2 Update on Delivery from Partners

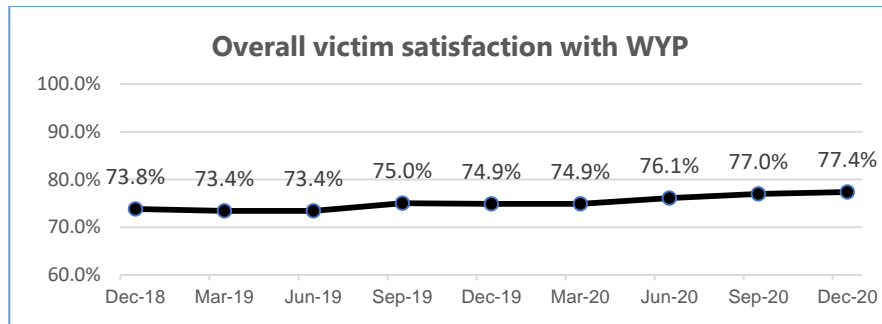
Wakefield - The Youth Offending Team continue to incorporate Restorative Justice in every aspect of youth justice. All victims of cases referred to our service are contacted and given the opportunity to have their thoughts and feelings taken into consideration in decision making in out of court disposal panels. All young people complete victim work and reparation as part of their orders and reparation is decided by taking the victims wishes into consideration. We continue to deliver this service in partnership with volunteers, police, liaison & diversion, children first hubs and schools.

Leeds - The COVID19 pandemic continues to present a significant challenge for youth justice. The most recent lockdown however has seen court business continue as normal thus far and so the Youth Justice Service has continued to support young people and their families through this process. Our Court team continues to be based in the Court building to oversee our work there. We continue to have access to Fare share food, which is bagged up and available for staff to collect and take to families who are struggling with food poverty. We also now have direct access to a welfare benefits and debt advisor for our families.

5 Supporting Victims and Witnesses.

5.1 Objective: More victims will be satisfied with the level of service they receive from the police

5.1.1 This is the current measure from the **victim satisfaction survey** that is compiled by West Yorkshire Police. There are a variety of crimes reviewed as part of this survey and detail is provided for our Community Outcome Meeting on a regular basis, which looks at the detail behind this measure.



5.1.2 In this survey, victims are asked to **comment on services** they have received from the police following an incident. The West Yorkshire level results in the table differ from those of the districts as they also include the service provided by the force’s central customer contact centre and Force Crime Management Unit.

5.1.3 Out of the **9240 victims/callers surveyed** during the 12 months to December 2020, **77.4%** said they were satisfied with the overall service provided, by the police, which is a **significant increase** of 2.4 percentage points in comparison to the previous 12 months, and the highest level seen for over 3 years.

5.1.4 There have been **significant increases** in the level of overall satisfaction for both attended and unattended crimes and incidents. Levels for attended crimes and incidents now stand at **81.7%** (up 3.7%) and whilst satisfaction levels for unattended crimes and incidents are significantly lower than those seen for victims of attended crimes, they have increased by 3.3% up to **69.8%**.

| User Satisfaction | West Yorks | Bradford | Calderdale | Kirklees | Leeds | Wakefield |
|--------------------|------------|----------|------------|----------|-------|-----------|
| 12 mths to Dec. 20 | 77.4% | 77.4% | 79.2% | 81.1% | 81.3% | 79.4% |
| 12 mths to Dec. 19 | 75.1% | 74.8% | 76.5% | 77.8% | 77.7% | 76.1% |

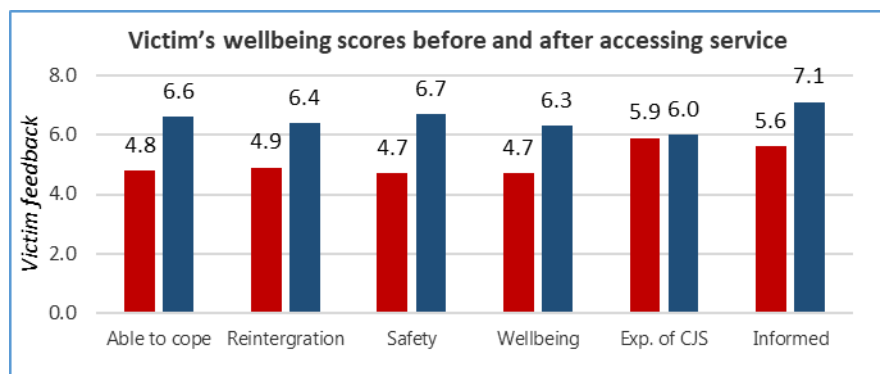
5.2 Objective: More victims who choose to access victim’s services will be satisfied with the service they receive.

5.2.1 The current measure looks at the before and after intervention outcomes for victims accessing the West Yorkshire Victim Support service. Although the way that services have been offered to victims has changed in its nature – to a more virtual space, the service has continued to offer support, so the **outcomes are still relevant**.

5.2.2 Commentary

5.2.3 Victim Support (VS) received just under **18,000 referrals** during Q3 (roughly one fifth fewer than in Q2), the majority of which were referred after contact with the police. Those contacting the service are frequently **victims of violent offences** (with or without injury), with domestic violence a common theme. 1,500 referrals originated from **Action Fraud**.

5.2.4 Victim Support’s (VS) services help victims by arranging peer support, building self-confidence, and helping with personal security. When accessing VS services, victims are asked to score their sense of safety, and five other personal wellbeing measures. The chart shows how victims progress during their contact with VS. Overall, the latest data to Dec 2020 shows that victims’ scores **improved by 28%** following VS support. Commonly, victims benefit from raised awareness of support services available to them.



5.3 Improve Understanding of Victims of Crime

5.3.1 Referrals to our core victims support services usually originate following contact with the police. A **small proportion of Victim Support’s caseload are ‘self-referrals’** – people who have initiated contact directly with the service. An increasing number of self-referrals could be seen of an indication that the service has become embedded as a trusted resource for the wider community.

5.3.2 In Q3, **360** people self-referred to the Victim Support service. In total, there have been 1472 self-referrals in the 12 months to Q3. This represents a **29% increase in self-referrals on the previous 12 month period**.

5.4 Number of repeat victims for various crime types including Domestic Abuse

| Victim Repeat Rate | Year to Date | Last Year to Date | Difference |
|----------------------------|--------------|-------------------|------------|
| Overall Victim Repeat Rate | 47.7% | 48.2% | -0.5% |
| Bradford | 46.1% | 47.5% | -1.4% |
| Calderdale | 46.5% | 48.4% | -1.9% |
| Kirklees | 48.5% | 49.3% | -0.9% |
| Leeds | 48.3% | 47.9% | 0.5% |
| Wakefield | 48.7% | 48.9% | -0.2% |

5.4.1 The victim repeat rate has **fallen in all areas** apart from Leeds when comparing the current year to date (Apr – Dec 2020) with the same time last year. The repeat victim rate in Domestic Abuse cases gives an indication of the work of both the police and districts with the victims of domestic abuse. These repeat victims are more likely to be in the Multi-Agency Risk Assessment Conference (MARAC) process and receive support from various support services.

5.4.2 In the future we will see the direction of travel for this measure.

5.5 Update on Delivery from OPCC, Police and Partners

5.5.1 Police Delivery

WYP Corporate Communications during Lockdown Three included a publicity campaign around **older victims of Domestic Abuse** held during the 16 Days of Action against Domestic Abuse in November 2020. In recognition that victims may find it more difficult to report, WYP have publicised the different avenues available for reporting incidents and reiterated the general messaging that safeguarding is everyone's responsibility.

WYP have an **Inspector seconded into Safeguarding Central Governance Unit** who is doing work to specifically enhance their learning and response to **vulnerability during the pandemic**. Part of the role is to build relationships with key individuals in partnerships that are responsible for the COVID response. This relationship has allowed us to understand the work that partners are currently undertaking in a timely manner and to share early findings. For example, early indications are that partners have **applied learning from Lockdown One** in order to place greater scrutiny around the cause of potential neglect issues and better understand of the pressures people are under. As a result, **work is being conducted with families** to support them with financial issues, mental health and parenting skills.

5.5.2 OPCC Delivery

Victims Strategy – Supporting People Harmed by Crime - All CSPs have now given this consideration and follow up actions are in hand. There is a consensus that the next generation of community safety plans and strategies need to make sure that the commitment to victims, and to the services that support them, is clear and obvious to any victims or survivors who look at these documents.

Revised Victims Code and Victims Law - The Government published the Revised Victims Code in mid-November, with an implementation date of 1st April. It is concerned that victim awareness of the Code is low – it is suggested that only 22% of victims of crime are aware of it. CSPs have a key role in raising awareness.

Independent Review of Services for Survivors / Victims of Sexual Abuse and Violence - The Task Group established by the DSA Board to advise on implementation of the recommendations of the review has met three times, a fourth meeting is scheduled for May. There is scope for additional

members to join this group, especially from the district level, and health and safeguarding in particular. Three districts have now formally responded to the PCC's letters to CSPs and Safeguarding leads

5.5.3 Partners Delivery

All – **Hate Crime Week** took place in all districts in Q3.

Highlights included –

1. Online webinars and virtual guest speakers, and short films.
2. The CPS ran a webinar around their role in the hate process– feedback highlighted increased awareness and connections with CPS.
3. Posters and leaflets were produced and disseminated during the campaign – highlighting issues associated with hate crime – particularly relating to online issues.
4. Social media communications campaign – featuring a tweet each day to raise awareness of different aspects of hate crime, and videos produced and shared through online streaming services such as You Tube

Bradford - The MARAC Navigator project was initiated to target support at the individuals/couples who were continuously being discussed at MARAC (Multi Agency Risk Assessment Conference) as repeat victims/perpetrators. Funding came from the CSP allocation and from the government's Covid response funding to domestic abuse victims. The Navigator approach is based on a caseload of no more than ten cases. The aim of the support offered is to proactively and intensively work with the victim or perpetrator to build the networks of support that wrap around the individual to facilitate recovery, building and sustaining hope.

Key Facts:

- High engagement from client's referred.
- The client's needs prevent them accepting a standard offer of domestic abuse support.
- High percentage of cases with alcohol dependency as a factor.
- Cases supported by the MARAC Navigators reduced MARAC referrals by 84 in the 6 months after support was put in place in comparison to before support was in place.

Partnership Quotation:

"The Project has had a positive impact on West Yorkshire Police as not only has it reduced our demand in relation to calls for service/crime reports and detailed investigations which in most cases were unlikely to result in a positive outcome for either the victim or perpetrator, it has also opened up lines of communication with some partners/services that weren't in place before. The trust that is built up between the navigator and the individual cannot be understated at all".

(Inspector, WYP – (Bradford District))

Client Quotation

"Since working with you I now have a safe and secure home to call my own. To me it's not only a home but a sense of belonging. My finances have all been sorted thanks to you and the cooker you got me is perfect. Me an Al are stable I know we have a long way to go but it just feels safer knowing that we have real support from you two. I don't feel frightened or lost. I feel I have a happy future.'

GLOSSARY

| | |
|-------------------------------------------------|---------------------------------------------------------------------------------------------------------------------------------------------------------------------------------------------------------------------------------------------------------------------------------------------------------------------------------------------------------------------------------------------------------------------------------------------------------------------------------------------------------------|
| Acquisitive crime | Acquisitive crime is defined as an offence where the offender derives material gain from the crime. Examples include, shoplifting, burglary, theft, and robbery. |
| BAME | BME stands for Black Asian and Minority Ethnic and is used to describe people from any of these ethnicities. |
| Child sexual exploitation and abuse | Sexual exploitation of children and young people under 18 involves exploitative situations, contexts, and relationships where young people (or a third person or persons) receive 'something' (e.g. food, accommodation, drugs, alcohol, cigarettes, affection, gifts, money) as a result of them performing, and/or another or others performing on them, sexual activities. |
| Community Safety Partner | A number of different organisations have a role to play including local councils, fire and rescue service, health and probation services and housing providers etc. These are often referred to as local community safety partners. |
| Conviction rate | This measure is calculated by dividing the number of defendants convicted, by the total number of defendants prosecuted in the court during the period in question. The total number of defendants prosecuted in the court includes those charged by the police and Crown Prosecution Service but whose cases were dropped. |
| Crime rate | The crime rate used in this document refers to the number of offences committed per 1000 people in the population. |
| Cyber crime | Can be seen in two parts: cyber-enabled crime, where crimes that may be committed without computers are instead committed using computer networks (for example fraud and bullying); and pure cyber crime where the offence can only be committed through the use of computers (for example computer hacking, or use of malicious software). |
| Human trafficking | Human trafficking is the trade of humans, most commonly for the purpose of forced labour or commercial sexual exploitation by the trafficker or others. |
| IOM | Integrated Offender Management (IOM) is an overarching framework that allows local and partner agencies to come together to ensure that the offenders whose crimes cause most damage and harm locally are managed in a co-ordinated way. |
| Ineffective trial | An ineffective trial occurs when the trial does not go ahead on the date planned due to action or inaction by one or more of the prosecution, the defence or the court and a further listing for a trial is required. |
| Most similar police groups/family/forces | Most Similar Groups (MSGs) are groups of police force areas that have been found to be the similar to each other based on an analysis of demographic, social and economic characteristics which relate to crime. Each police area has its own group of up to seven police areas to which it is 'most similar'. MSGs are designed to help make fair and meaningful comparisons between police areas which share similar characteristics, rather than, for example, comparison with a neighbouring police area. |
| Operational functions | Operational functions include things like patrolling neighbourhoods, responding to 999 calls, roads policing and protecting vulnerable people. |
| Outcomes/detections | Outcomes/detections are used by the Home Office to describe the result of a police investigation following the recording of a crime. They can include cautions, charges, fixed penalty notices, cannabis warnings etc. |
| PEEL | HMICFRS carry out a number of thematic annual inspections throughout the year, these are drawn together into a wider PEEL assessment which stands for Police Effectiveness, Efficiency and Legitimacy. The aim of the PEEL assessment is to judge each police force in a cross-topic way based on criteria which considers the full breadth and complexity of what the police do. |