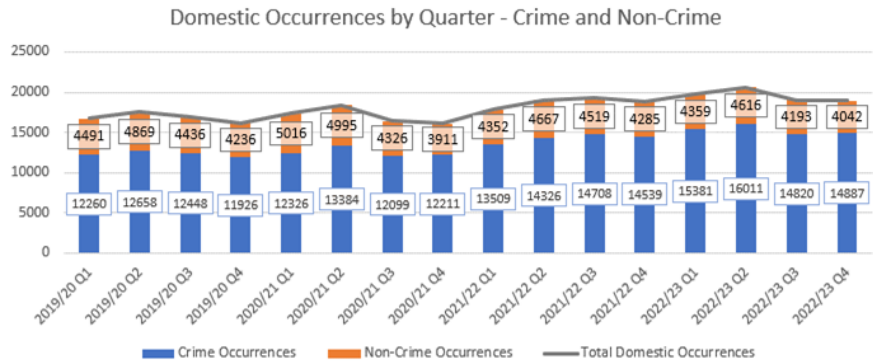


VAWG Statistical Overview

Domestic Abuse

The long-term upward trend in domestic abuse incidents is stabilising. The Force has recorded just over 78,000 domestic incidents / occurrences in the past 12 months which is a 5% increase on the previous year however figures for the latest quarter (Jan-March 2023) are virtually the same as in the same quarter last year. Almost three quarters (74.0%) of all domestic abuse victims are female.



Provisional figures show that between 01/01/2021 and 31/12/2022 (last two years) there were 14 domestic homicides in West Yorkshire, which equates to 26% of the overall homicides in the area. For the same time period England and Wales had 237 domestic homicides which equates to 18% of the total (national and West Yorkshire Police figures provisional and subject to change).

Stalking & Harassment

Stalking & Harassment Offences						
Period	8L Harassment	8M Racially or religiously aggravated harassment	8Q Stalking	8R Malicious communications	8U Controlling or coercive behaviour	Total
Jan-March 2023	5795	158	2023	5394	932	14302
%	40.5%	1.1%	14.1%	37.7%	6.5%	100.0%

The Force have recorded just over 14,000 offences of stalking & harassment in the past quarter, over three quarters of which relate to harassment and malicious communications offences. The latest quarterly figures represent a 6.1% rise in Harassment, a 1.9% rise in aggravated harassment, and a 14.6% rise in Stalking offences in comparison to the same period last year. Specifically in relation to the 8Q stalking offence, 91% of these offences in the latest quarter were flagged as being domestic related.

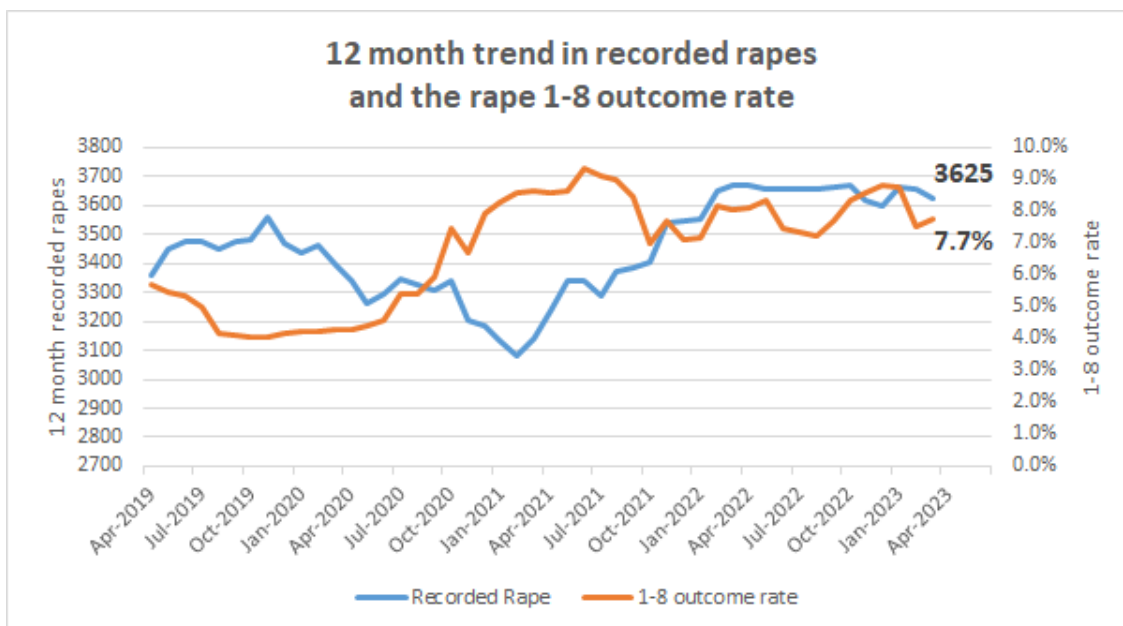
The latest (March 2023) overall satisfaction rate for stalking is currently at 79.5% and up from 78.7% as at December 2022.

There are currently 29 live Stalking Protection Order cases where an SPO is either being actively considered or an application is underway. Six applications are anticipated to be filed at court within the next three months.

Trends in Rape Offences

The graph looks at rolling 12-month figures for Rape offences in West Yorkshire. The number of rape offences fell during the pandemic, but then increased post April 2021 and now offences are relatively stable. The latest 12 monthly figure of 3,625 is 43 offences lower than 12 months ago.

Item 6 - DSA Board - BP2 VAWG Statistical Overview



In relation to the 1-8 outcome rate, performance has remained relatively stable at close to 8% over the past few months. Based on the latest published data by the ONS for the 12 months to September 2022 the Force records the highest number of charges for rape offences per 1,000 population whilst the 1-8 outcome rate for the MSG is 5.5%.

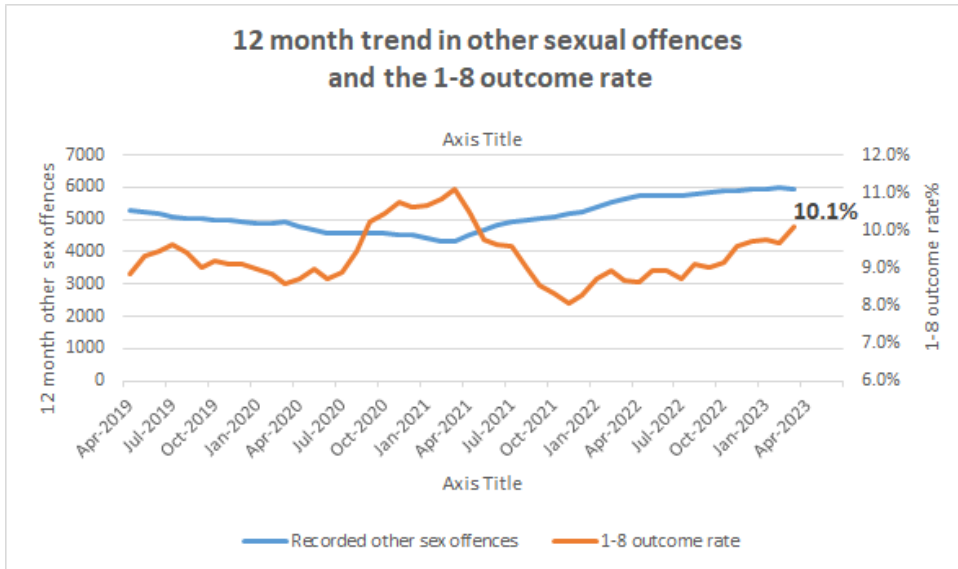
Other Sexual Offences

The category of Other Sexual Offences is made up of the following crimes which have increased by 5.6% over the past year. Almost 40% of all ‘Other Sexual Offences’ are ‘sexual assaults on females aged 13 and over’.

Other Sexual Offences	2021/22	2022/23	Change over last year	% change over last year	Offence as a % of all Other Sexual Offences
20A Sexual assault on a female aged 13 and over	2238	2302	64	2.9%	38.8%
21 Sexual activity involving a child under 13	818	955	137	16.7%	16.1%
22B Sexual activity involving child under 16	741	755	14	1.9%	12.7%
17A Sexual assault on a male aged 13 and over	356	425	69	19.4%	7.2%
88E Exposure and voyeurism	408	394	-14	-3.4%	6.6%
20B Sexual assault on a female child under 13	413	380	-33	-8.0%	6.4%
88A Sexual grooming	259	249	-10	-3.9%	4.2%
17B Sexual assault on a male child under 13	105	127	22	21.0%	2.1%
22A Causing sexual activity without consent	124	122	-2	-1.6%	2.1%
71 Abuse of children through sexual exploitation	61	114	53	86.9%	1.9%
88C Other miscellaneous sexual offences	43	47	4	9.3%	0.8%
23 Incest or familial sexual offences	42	46	4	9.5%	0.8%
70 Sexual activity etc with a person with a mental disorder	7	11	4	57.1%	0.2%
73 Abuse of position of trust of a sexual nature	9	9	0	0.0%	0.2%
88D Unnatural sexual offences	2	3	1	50.0%	0.1%
Total	5626	5939	313	5.6%	100.0%

Other sexual offences are stabilising at almost 6,000 offences per year whilst the outcome rate has been improving over recent months and now stands at 10.1% with over 100 more 1-8 outcomes being achieved in the past 12 months.

Item 6 - DSA Board - BP2 VAWG Statistical Overview



Forced Marriage, Honour Based Abuse & FGM

Forced Marriage and Honour Based Abuse figures are presented together as a related set of figures as many occurrences being are flagged with both Forced Marriage and HBA.

In the last 12m to March 2023, there were 270 Forced Marriage and 131 Honour Based Abuse occurrences; due to the overlap this was a total of 285 altogether. (343 in the previous 12m March 2022 (-58 / -16.9%).

Top occurrence types in the last 12m were as follows: Violence (109 / 38.2%), Other (61 / 21.4%), and Domestic (31 / 10.9%).

In the last 12 months where recorded, 82% of FM/HBA victims were female, and 74% of victims were Asian. A third (32%) of victims were children (aged under 18). 62% of all children were U16. 38% of victims had no ethnicity recorded.

